



2024

**LIGHT-DUTY
CONVEYOR TECHNOLOGY**

**HEAVY-DUTY
CONVEYOR TECHNOLOGY**

**EFFICIENT
STORAGE**

AUTOMATION

**SPECIAL MACHINE
CONSTRUCTION**

COMPONENTS

24/7 SERVICE

**WAREHOUSE LOGISTICS
SYSTEM (WLS)**

**SOFTWARE
DEVELOPMENT**

PRODUCT CATALOGUE

MANUAL & POWERED CONVEYING TECHNOLOGY

YOUR PARTNER FOR CONVEYOR TECHNOLOGY



**AMI – We move YOUR
goods with innovative
components and modules**

AMI GETS YOUR MATERIAL FLOW MOVING

QUALITY MADE IN GERMANY FOR MORE EFFICIENCY

Any conveyor or intralogistics system is only as good as the components used for it – a claim that we at AMI have made our own.

The system components from this catalogue bring maximum efficiency to your material flow. AMI stands for this with a high vertical range of manufacture of 87%, the highest product quality “Made in Germany”, modern machinery and well-trained employees.

OUR COMPONENTS – FOR YOUR SUCCESS

EXTENSIVE PRODUCT RANGE OFFERS WIDE FIELDS OF APPLICATION

AMI components and modules for intralogistics are in use across a wide array of sectors in numerous small, medium-sized and large industrial and retail companies.

Our system modules offer you an extensive range of manual and powered components. Integrated into intralogistics systems, AMI components transport your products, such as cartons, containers and empty beverage crates, safely and efficiently. Thanks to sophisticated system accessories such as supports, side guides and end stops, design for almost any application is also possible in a simple and economical way.

Our catalogue is constantly evolving and new products are being added regularly.

Please do not hesitate to ask us about our products in the field of light-duty conveyor technology, heavy-duty conveyor technology and automation.

We are also happy to advise you **in person**, working with you to develop new material flow concepts right **on your premises**.





LIGHT-DUTY CONVEYOR TECHNOLOGY

INNOVATIVE SOLUTIONS FOR PRODUCTION AND SHIPPING

Wherever it is important to design production and shipping processes efficiently and economically, components and systems from AMI's light-duty conveyor technology are the right choice. Thanks to our conveyor technology for light goods, such as containers and cartons, intralogistics processes can be optimised in almost **all** industries. Like all AMI conveyor systems and plants, our light-duty conveyor technology is based on a sophisticated modular system and a wide range of standardised accessories.

With a service package tailored to individual requirements, the AMI experts ensure professional, rapid and targeted project implementation for both standard and customised conveyor systems. Our range of services extends from consulting and planning through design and production to installation and commissioning. AMI's comprehensive service and maintenance offer ensures maximum system availability around the clock, 365 days a year.




LIGHT-DUTY CONVEYOR TECHNOLOGY



AMI's product range in light-duty conveyor technology offers a broad selection of manual and powered components as well as subsystems for designing efficient material flow for light goods. The portfolio extends from manual roller conveyors to powered belt and roller conveyors and vertical conveyors.


On the following pages you will find the wide range of AMI components for light-duty conveyor technology.



MANUAL LIGHT-DUTY CONVEYOR TECHNOLOGY


Contents

Smooth-running roller conveyor	LRO 48-70	Page 10
Smooth-running roller curve	LROK 48-70	Page 11
Smooth-running roller conveyor	LRO 48-100	Page 12
Smooth-running roller curve	LROK 48-100	Page 13
Smooth-running roller conveyor	LRB 20-62	Page 14
Smooth-running roller curve	LRK 20-62	Page 15
Smooth-running roller conveyor	LRB 30-63	Page 16
Smooth-running roller curve	LRK 30-63	Page 17
Smooth-running roller conveyor	LRB 50-70	Page 18
Smooth-running roller curve	LRK 50-70	Page 19
Smooth-running roller conveyor	LRB 50-100	Page 20
Smooth-running roller curve	LRK 50-100	Page 21
Smooth-running roller conveyor	LRB 50-110	Page 22
Smooth-running roller curve	LRK 50-110	Page 23
Smooth-running roller conveyor	LRB 50-130	Page 24
Multi-directional roller conveyor	ASRB 48-3-70 / ASRB 48-4-70	Page 25
Ball table	KRT 70	Page 26
Ball table	KRT 130	Page 27
Accessories		
Connectors		Page 28
Side guides		Page 28
End stops		Page 29
Supports		Page 29



MANUAL LIGHT-DUTY CONVEYOR TECHNOLOGY

Smooth-running roller conveyor LRO 48-70



PRODUCT DESCRIPTION

The LRO 48-70 smooth-running roller conveyor is used for gravity-driven transport of unit loads by means of incline and is mostly used for manual order picking.

TECHNICAL SPECIFICATIONS

Load capacity (max.)	PVC rollers 75 kg/m ¹⁾	Steel rollers 100 kg/m ¹⁾
Required incline	2 to 5%, depending on the characteristics and weight of the conveyed item	
Ambient temperature	+5 to +40°C	

GENERAL

Clamping length	300–450 mm (in 50 mm increments) ²⁾	300–800 mm (in 50 mm increments) ²⁾
Roller pitch	37.5 / 50 mm	62.5 / 75 / 100 / 125 / 150 / 200 mm
Available roller track lengths	Any multiple (min. 2×) of the roller pitch up to max. 3,000 mm ²⁾	

IDLER ROLLER

Roller type	Smooth-running roller with bearing-mounted axle
Roller diameter	48 mm
Roller material	Galvanised steel, PVC


DESIGN

U-profile frame	20 × 60 × 20 mm, galvanised steel ³⁾ , profile height 60 mm, top edge of roller is 9 mm above U-profile frame
-----------------	--

1) Area load: guide values for 300 mm clamping length, 1,500 mm span and 62.5 mm roller pitch
2) Other lengths on request
3) Other materials on request

MANUAL LIGHT-DUTY CONVEYOR TECHNOLOGY

Smooth-running roller curve LROK 48-70



PRODUCT DESCRIPTION

The LROK 48-70 smooth-running roller curve is the perfect complement to our LRO 48-70 smooth-running roller conveyor.

TECHNICAL SPECIFICATIONS

Load capacity (max.)	PVC rollers 75 kg/m ¹⁾	Steel rollers 100 kg/m ¹⁾
Required incline	2 to 5%, depending on the characteristics and weight of the conveyed item	
Ambient temperature	+5 to +40°C	

GENERAL

Clamping length	300–450 mm (in 50 mm increments) ²⁾	300–800 mm (in 50 mm increments) ²⁾
Inner radius	800 mm	
Roller pitch	37.5 / 50 mm	62.5 mm
Possible angles	30° / 45° / 60° / 90° ²⁾	

IDLER ROLLER

Roller type	Smooth-running roller with bearing-mounted axle
Roller diameter	48 mm
Roller material	Galvanised steel, PVC

DESIGN

U-profile frame	20 × 60 × 20 mm, galvanised steel ³⁾ , profile height 60 mm, top edge of roller is 9 mm above U-profile frame
-----------------	--


1) Area load: guide values for 300 mm clamping length, 2 supports and 62.5 mm roller pitch

2) Other lengths/angles on request

3) Other materials on request

MANUAL LIGHT-DUTY CONVEYOR TECHNOLOGY

Smooth-running roller conveyor LRO 48-100



PRODUCT DESCRIPTION

The LRO 48-100 smooth-running roller conveyor is used for gravity-driven transport of unit loads by means of incline and is mostly used for manual order picking.

TECHNICAL SPECIFICATIONS

Load capacity (max.)	PVC rollers 75 kg/m ¹⁾	Steel rollers 100 kg/m ¹⁾
Required incline	2 to 5%, depending on the characteristics and weight of the conveyed item	
Ambient temperature	+5 to +40°C	

GENERAL

Clamping length	300–450 mm (in 50 mm increments) ²⁾	300–800 mm (in 50 mm increments) ²⁾
Roller pitch	37.5 / 50 mm	62.5 / 75 / 100 / 125 / 150 / 200 mm
Available roller track lengths	Any multiple (min. 2×) of the roller pitch up to max. 3,000 mm ²⁾	

IDLER ROLLER

Roller type	Smooth-running roller with bearing-mounted axle
Roller diameter	48 mm
Roller material	Galvanised steel, PVC

DESIGN

U-profile frame	20 × 100 × 20 mm, galvanised steel ³⁾ , profile height 100 mm, top edge of roller is 31 mm below U-profile frame
-----------------	---


1) Area load: guide values for 300 mm clamping length, 1,500 mm span and 62.5 mm roller pitch

2) Other lengths on request

3) Other materials on request

MANUAL LIGHT-DUTY CONVEYOR TECHNOLOGY

Smooth-running roller curve LROK 48-100



PRODUCT DESCRIPTION

The LROK 48-100 smooth-running roller curve is the perfect complement to our LRO 48-100 smooth-running roller conveyor.

TECHNICAL SPECIFICATIONS

Load capacity (max.)	PVC rollers 75 kg/m ¹⁾	Steel rollers 100 kg/m ¹⁾
Required incline	2 to 5%, depending on the characteristics and weight of the conveyed item	
Ambient temperature	+5 to +40°C	

GENERAL

Clamping length	300–450 mm (in 50 mm increments) ²⁾	300–800 mm (in 50 mm increments) ²⁾
Inner radius	800 mm	
Roller pitch	37.5 / 50 mm	62.5 mm
Possible angles	30° / 45° / 60° / 90° ²⁾	

IDLER ROLLER

Roller type	Smooth-running roller with bearing-mounted axle	
Roller diameter	48 mm	
Roller material	Galvanised steel, PVC	

DESIGN

U-profile frame	20 × 100 × 20 mm, galvanised steel ³⁾ , profile height 100 mm, top edge of roller is 31 mm below U-profile frame	
-----------------	---	--


1) Area load: guide values for 300 mm clamping length, 2 supports and 62.5 mm roller pitch

2) Other lengths/angles on request

3) Other materials on request

MANUAL LIGHT-DUTY CONVEYOR TECHNOLOGY

Smooth-running roller conveyor LRB 20-62



PVC rollers



Steel rollers



Aluminium rollers

PRODUCT DESCRIPTION

The LRB 20-62 smooth-running roller conveyor is used for gravity-driven transport of unit loads by means of incline and is mostly deployed for manual order picking.

TECHNICAL SPECIFICATIONS

Load capacity (max.)	PVC rollers 30 kg/m ¹⁾	Steel rollers 60 kg/m ¹⁾	Aluminium rollers 60 kg/m ¹⁾
Required incline	2 to 5%, depending on the characteristics and weight of the conveyed item		
Ambient temperature	+5 to +40°C		

GENERAL

Clamping length	200–500 mm (in 50 mm increments) ²⁾
Roller pitch	25 mm
Available roller track lengths	Any multiple (min. 2×) of the roller pitch up to max. 3,000 mm ²⁾

IDLER ROLLER

Roller type	Smooth-running roller conveyor with plastic roller bearings
Roller diameter	20 mm
Roller material	Galvanised steel, PVC, aluminium ³⁾

DESIGN

U-profile frame	20 × 60 × 20 mm, galvanised steel ³⁾ , profile height 60 mm, top edge of roller is 1.5 mm above U-profile frame
-----------------	--



1) Area load: guide values for 300 mm clamping length, 1,500 mm span and 25 mm roller pitch

2) Other lengths on request

3) Other materials on request

MANUAL LIGHT-DUTY CONVEYOR TECHNOLOGY

Smooth-running roller curve LRK 20-62



PVC rollers



Steel rollers



Aluminium rollers

PRODUCT DESCRIPTION

The LRK 20-62 smooth-running roller curve is the perfect complement to our LRB 20-62 smooth-running roller conveyor.

TECHNICAL SPECIFICATIONS

Load capacity (max.)	PVC rollers 30 kg/m ¹⁾	Steel rollers 60 kg/m ¹⁾	Aluminium rollers 60 kg/m ¹⁾
Required incline	2 to 5%, depending on the characteristics and weight of the conveyed item		
Ambient temperature	+5 to +40°C		

GENERAL

Clamping length	200–500 mm (in 50 mm increments) ²⁾
Inner radius	450 / 800 mm
Roller pitch	25 mm
Possible angles	30° / 45° / 60° / 90° ²⁾

IDLER ROLLER

Roller type	Smooth-running roller conveyor with plastic roller bearings
Roller diameter	20 mm
Roller material	Galvanised steel, PVC, aluminium ³⁾

DESIGN

U-profile frame	20 × 60 × 20 mm, galvanised steel ³⁾ , profile height 60 mm, top edge of roller is 1.5 mm above U-profile frame
-----------------	--


1) Area load: guide values for 300 mm clamping length, 2 supports and 25 mm roller pitch

2) Other lengths/angles on request

3) Other materials on request

MANUAL LIGHT-DUTY CONVEYOR TECHNOLOGY

Smooth-running roller conveyor LRB 30-63



PVC rollers



Steel rollers



Aluminium rollers

PRODUCT DESCRIPTION

The LRB 30-63 smooth-running roller conveyor is used for gravity-driven transport of unit loads by means of incline and is mostly deployed for manual order picking.

TECHNICAL SPECIFICATIONS

Load capacity (max.)	PVC rollers 40 kg/m ¹⁾	Steel rollers 75 kg/m ¹⁾	Aluminium rollers 75 kg/m ¹⁾
Required incline	2 to 5%, depending on the characteristics and weight of the conveyed item		
Ambient temperature	+5 to +40°C		

GENERAL

Clamping length	200–600 mm (in 50 mm increments) ²⁾
Roller pitch	37.5 mm
Available roller track lengths	Any multiple (min. 2×) of the roller pitch up to max. 3,000 mm ²⁾

IDLER ROLLER

Roller type	Smooth-running roller conveyor with plastic roller bearings
Roller diameter	30 mm
Roller material	Galvanised steel, PVC, aluminium ³⁾

DESIGN

U-profile frame	20 × 60 × 20 mm, galvanised steel ³⁾ , profile height 60 mm, top edge of roller is 3 mm above U-profile frame
-----------------	--


1) Area load: guide values for 300 mm clamping length, 1,500 mm span and 37.5 mm roller pitch

2) Other lengths on request

3) Other materials on request

MANUAL LIGHT-DUTY CONVEYOR TECHNOLOGY

Smooth-running roller curve LRK 30-63



PVC rollers



Steel rollers



Aluminium rollers

PRODUCT DESCRIPTION

The LRK 30-63 smooth-running roller curve is the perfect complement to our LRB 30-63 smooth-running roller conveyor.

TECHNICAL SPECIFICATIONS

Load capacity (max.)	PVC rollers 40 kg/m ¹⁾	Steel rollers 75 kg/m ¹⁾	Aluminium rollers 75 kg/m ¹⁾
Required incline	2 to 5%, depending on the characteristics and weight of the conveyed item		
Ambient temperature	+5 to +40°C		

GENERAL

Clamping length	200–600 mm (in 50 mm increments) ²⁾
Inner radius	450 / 800 mm
Roller pitch	37.5 mm
Possible angles	30° / 45° / 60° / 90° ²⁾

IDLER ROLLER

Roller type	Smooth-running roller conveyor with plastic roller bearings
Roller diameter	30 mm
Roller material	Galvanised steel, PVC, aluminium ³⁾

DESIGN

U-profile frame	20 × 60 × 20 mm, galvanised steel ³⁾ , profile height 60 mm, top edge of roller is 3 mm above U-profile frame
-----------------	--

1) Area load: guide values for 300 mm clamping length, 2 supports and 37.5 mm roller pitch

2) Other lengths/angles on request

3) Other materials on request

MANUAL LIGHT-DUTY CONVEYOR TECHNOLOGY

Smooth-running roller conveyor LRB 50-70



PVC rollers



Steel rollers



Aluminium rollers

PRODUCT DESCRIPTION

The LRB 50-70 smooth-running roller conveyor is used for gravity-driven transport of unit loads by means of incline and is mostly deployed for manual order picking.

TECHNICAL SPECIFICATIONS

Load capacity (max.)	PVC rollers 75 kg/m ¹⁾	Steel rollers 120 kg/m ¹⁾	Aluminium rollers 120 kg/m ¹⁾
Required incline	2 to 5%, depending on the characteristics and weight of the conveyed item		
Ambient temperature	+5 to +40°C		

GENERAL

Clamping length	200–800 mm (in 50 mm increments) for PVC/aluminium rollers ²⁾	200–1,200 mm (in 50 mm increments) for galvanised steel rollers ²⁾
Roller pitch	62.5 / 75 / 100 / 125 / 150 / 200 mm	
Available roller track lengths	Any multiple (min. 2×) of the roller pitch up to max. 3,000 mm ²⁾	

IDLER ROLLER

Roller type	Smooth-running roller conveyor with plastic roller bearings
Roller diameter	50 mm
Roller material	Galvanised steel, PVC, aluminium ³⁾

DESIGN

U-profile frame	20 × 60 × 20 mm, galvanised steel ³⁾ , profile height 60 mm, top edge of roller is 10 mm above U-profile frame
-----------------	---

1) Area load: guide values for 300 mm clamping length, 1,500 mm span and 62.5 mm roller pitch

2) Other lengths on request

3) Other materials on request

MANUAL LIGHT-DUTY CONVEYOR TECHNOLOGY

Smooth-running roller curve LRK 50-70



PVC rollers



Aluminium rollers



Steel rollers

PRODUCT DESCRIPTION

The LRK 50-70 smooth-running roller curve is the perfect complement to our LRB 50-70 smooth-running roller conveyor.

TECHNICAL SPECIFICATIONS

Load capacity (max.)	PVC rollers 75 kg/m ¹⁾	Steel rollers 120 kg/m ¹⁾	Aluminium rollers 120 kg/m ¹⁾
Required incline	2 to 5%, depending on the characteristics and weight of the conveyed item		
Ambient temperature	+5 to +40°C		

GENERAL

Clamping length	200–800 mm (in 50 mm increments) for PVC/aluminium rollers ²⁾	200–1,200 mm (in 50 mm increments) for galvanised steel rollers ²⁾
Inner radius	450 mm	800 mm
Roller pitch	39 mm	62.5 mm
Possible angles	30° / 45° / 60° / 90° ²⁾	

IDLER ROLLER

Roller type	Smooth-running roller conveyor with plastic roller bearings
Roller diameter	50 mm
Roller material	Galvanised steel, PVC, aluminium ³⁾

DESIGN

U-profile frame	20 × 60 × 20 mm, galvanised steel ³⁾ , profile height 60 mm, top edge of roller is 10 mm above U-profile frame
-----------------	--

1) Area load: guide values for 300 mm clamping length, 2 supports and 62.5 mm roller pitch

2) Other lengths/angles on request

3) Other materials on request

MANUAL LIGHT-DUTY CONVEYOR TECHNOLOGY

Smooth-running roller conveyor LRB 50-100



PVC rollers



Steel rollers



Aluminium rollers

PRODUCT DESCRIPTION

The LRB 50-100 smooth-running roller conveyor is used for gravity-driven transport of unit loads by means of incline and is mostly deployed for manual order picking.

TECHNICAL SPECIFICATIONS

Load capacity (max.)	PVC rollers 75 kg/m ¹⁾	Steel rollers 120 kg/m ¹⁾	Aluminium rollers 120 kg/m ¹⁾
Required incline	2 to 5%, depending on the characteristics and weight of the conveyed item		
Ambient temperature	+5 to +40°C		

GENERAL

Clamping length	200–800 mm (in 50 mm increments) for PVC/aluminium rollers ²⁾	200–1,200 mm (in 50 mm increments) for galvanised steel rollers ²⁾
Roller pitch	62.5 / 75 / 100 / 125 / 150 / 200 mm	
Available roller track lengths	Any multiple (min. 2×) of the roller pitch up to max. 3,000 mm ²⁾	

IDLER ROLLER

Roller type	Smooth-running roller conveyor with plastic roller bearings
Roller diameter	50 mm
Roller material	Galvanised steel, PVC, aluminium ³⁾

DESIGN

U-profile frame	20 × 100 × 20 mm, galvanised steel ³⁾ , profile height 100 mm, top edge of roller is 30 mm below U-profile frame
-----------------	---

1) Area load: guide values for 300 mm clamping length, 1,500 mm span and 62.5 mm roller pitch

2) Other lengths on request

3) Other materials on request

MANUAL LIGHT-DUTY CONVEYOR TECHNOLOGY


Smooth-running roller curve LRK 50-100



PVC rollers



Aluminium rollers



Steel rollers

PRODUCT DESCRIPTION

The LRK 50-100 smooth-running roller curve is the perfect complement to our LRB 50-100 smooth-running roller conveyor.

TECHNICAL SPECIFICATIONS

Load capacity (max.)	PVC rollers 75 kg/m ¹⁾	Steel rollers 120 kg/m ¹⁾	Aluminium rollers 120 kg/m ¹⁾
Required incline	2 to 5%, depending on the characteristics and weight of the conveyed item		
Ambient temperature	+5 to +40°C		

GENERAL

Clamping length	200–800 mm (in 50 mm increments) for PVC/aluminium rollers ²⁾	200–1,200 mm (in 50 mm increments) for galvanised steel rollers ²⁾
Inner radius	450 mm	800 mm
Roller pitch	39 mm	62.5 mm
Possible angles	30° / 45° / 60° / 90° ²⁾	

IDLER ROLLER

Roller type	Smooth-running roller conveyor with plastic roller bearings
Roller diameter	50 mm
Roller material	Galvanised steel, PVC, aluminium ³⁾

DESIGN

U-profile frame	20 × 100 × 20 mm, galvanised steel ³⁾ , profile height 100 mm, top edge of roller is 30 mm below U-profile frame
-----------------	---

1) Area load: guide values for 300 mm clamping length, 2 supports and 62.5 mm roller pitch

2) Other lengths/angles on request

3) Other materials on request

MANUAL LIGHT-DUTY CONVEYOR TECHNOLOGY

Smooth-running roller conveyor LRB 50-110



PRODUCT DESCRIPTION

The LRB 50-110 smooth-running roller conveyor is used for gravity-driven transport of unit loads by means of incline and is mostly deployed for manual order picking.

TECHNICAL SPECIFICATIONS

Load capacity (max.)	200 kg/m ¹⁾
Required incline	2 to 5%, depending on the characteristics and weight of the conveyed item
Ambient temperature	+5 to +40°C

GENERAL

Clamping length	300–900 mm (in 100 mm increments) ²⁾
Roller pitch	62.5 / 100 / 125 / 200 mm
Available roller track lengths	Any multiple (min. 2×) of the roller pitch up to max. 3,000 mm ²⁾

IDLER ROLLER

Roller type	Idler roller with steel ball bearing and Ø 12 mm spring axle
Roller diameter	50 mm
Roller material	Galvanised steel

DESIGN

U-profile frame	25 × 100 × 25 mm, galvanised steel, profile height 100 mm, top edge of roller is 10 mm above U-profile frame
-----------------	--

1) Area load: guide values for 300 mm clamping length, 1,500 mm span and 62.5 mm roller pitch
2) Other lengths on request

MANUAL LIGHT-DUTY CONVEYOR TECHNOLOGY

Smooth-running roller curve LRK 50-110



PRODUCT DESCRIPTION

The LRK 50-110 smooth-running roller curve is the perfect complement to our LRB 50-110 smooth-running roller conveyor.

TECHNICAL SPECIFICATIONS

Load capacity (max.)	200 kg/m ¹⁾
Required incline	2 to 5%, depending on the characteristics and weight of the conveyed item
Ambient temperature	+5 to +40°C

GENERAL

Clamping length	300–900 mm (in 100 mm increments) ²⁾
Inner radius	800 mm
Roller pitch	62.5 mm
Possible angles	30° / 45° / 60° / 90° ²⁾

IDLER ROLLER

Roller type	Idler roller with steel ball bearing and Ø 12 mm spring axle
Roller diameter	50 mm
Roller material	Galvanised steel

DESIGN

U-profile frame	25 × 100 × 25 mm, galvanised steel, profile height 100 mm, top edge of roller is 10 mm above U-profile frame
-----------------	--

1) Area load: guide values for 300 mm clamping length, 2 supports and 62.5 mm roller pitch
2) Other lengths/angles on request

MANUAL LIGHT-DUTY CONVEYOR TECHNOLOGY

Smooth-running roller conveyor LRB 50-130



PVC rollers



Steel rollers



Aluminium rollers

PRODUCT DESCRIPTION

The LRB 50-130 smooth-running roller conveyor is used for gravity-driven transport of unit loads by means of incline and is mostly deployed for manual order picking. It can be seamlessly integrated into all environments, and thanks to the AMI modular system, it can be quickly and cost-effectively upgraded to a powered or even a zero-pressure roller conveyor. The extensive range of AMI system accessories, such as belt lift converters, rotary ejectors and sword locks, allows for bespoke adaptation to your requirements.

TECHNICAL SPECIFICATIONS

Load capacity (max.)	PVC rollers 75 kg/m ¹⁾	Steel rollers 120 kg/m ¹⁾	Aluminium rollers 120 kg/m ¹⁾
Required incline	2 to 5%, depending on the characteristics and weight of the conveyed item		
Ambient temperature	+5 to +40°C		

GENERAL

Clamping length	100–1,200 mm (in 50 mm increments) ²⁾
Roller pitch	62.5 / 125 / 187.5 / 250 mm
Available roller track lengths	Any multiple (min. 2×) of the roller pitch up to max. 3,000 mm ²⁾

IDLER ROLLER

Roller type	Smooth-running roller conveyor with plastic roller bearings
Roller diameter	50 mm
Roller material	Galvanised steel, PVC, aluminium ³⁾
Versions	The rollers can be supplied as smooth-running or reinforced for later conversion to a powered roller conveyor

DESIGN

C-profile frame	36 × 120 × 36 mm, steel ³⁾ , powder-coated in standard RAL colour, profile height 120 mm, top edge of roller is 10 mm above C-profile frame
-----------------	--


1) Area load: guide values for 300 mm clamping length, 1,500 mm span and 62.5 mm roller pitch

2) Other lengths on request

3) Other materials on request

MANUAL LIGHT-DUTY CONVEYOR TECHNOLOGY

Multi-directional roller conveyor ASRB 48-3-70 / ASRB 48-4-70



3-barrel rollers

4-barrel rollers

PRODUCT DESCRIPTION

The ASRB 48-3-70 and ASRB 48-4-70 multi-directional roller conveyors can be integrated into existing roller conveyor systems and are used, for example, at workstations and picking stations. This means that the conveying direction of products with a sturdy bottom can be flexibly changed very easily with manual operation.

TECHNICAL SPECIFICATIONS

Load capacity (max.)	3-barrel rollers / 75 kg/m ¹⁾	4-barrel rollers / 75 kg/m ¹⁾
Ambient temperature	+5 to +40°C	

GENERAL

Roller pitch	62.5 / 75 / 100 / 125 / 150 / 200 mm	37.5 / 50 mm
Clamping length	300–800 mm (in 50 mm increments)	300–450 mm (in 50 mm increments)
Available roller track lengths	Any multiple (min. 2x) of the roller pitch up to max. 3,000 mm ²⁾	

IDLER ROLLER

Roller type	Smooth-running roller conveyor with plastic roller bearings
Roller diameter	48 mm
Roller material	Plastic
Variations	3- or 4-barrel rollers

DESIGN

U-profile frame	20 × 60 × 20 mm, galvanised steel ³⁾ , profile height 60 mm, top edge of roller is 9 mm above U-profile frame
-----------------	--


1) Area load: guide values for 300 mm clamping length, 1,500 mm span and 62.5 mm roller pitch

2) Other lengths on request

3) Other materials on request

MANUAL LIGHT-DUTY CONVEYOR TECHNOLOGY

Ball table KRT 70



PRODUCT DESCRIPTION

The KRT 70 ball table can be integrated into existing roller conveyor systems and is used, for example, at workstations and picking stations. This means that the conveying direction of products with a sturdy bottom can be flexibly changed very easily with manual operation.

TECHNICAL SPECIFICATIONS

Load capacity (max.)	Ball roller Ø 15 mm / 120 kg/m ² ¹⁾	Ball roller Ø 22 mm / 120 kg/m ² ¹⁾
Ambient temperature	+5 to +40°C	

GENERAL

Clamping length	200–1,200 mm (in 50 mm increments) ²⁾	
Ball pitch	50 / 62.5 / 75 / 100 / 125 / 150 / 200 mm	62.5 / 75 / 100 / 125 / 150 / 200 mm
Available table lengths	Min. 250 mm or 4× ball pitch up to max. 3,000 mm, or a multiple thereof	
Roller type	Steel ball with sheet metal housing ³⁾	
Ball diameter	Ø 15 mm	Ø 22 mm
Arrangement	Straight or offset by half ball pitch	


CARRIER PLATE

Structure	Sturdy sheet metal construction in galvanised, powder-coated or stainless steel, depending on the version
-----------	---

DESIGN

U-profile frame	20 × 60 × 20 mm, galvanised steel ³⁾ , profile height 60 mm
-----------------	--

1) Area load: guide values for 300 mm clamping length, 1,500 mm span and 62.5 mm pitch
2) Other clamping lengths on request
3) Other materials on request



PRODUCT DESCRIPTION

The KRT 130 ball table can be integrated into existing roller conveyor systems and is used, for example, at workstations and picking stations. This means that the conveying direction of products with a sturdy bottom can be flexibly changed very easily with manual operation.

TECHNICAL SPECIFICATIONS

Load capacity (max.)	Ball roller Ø 15 mm / 120 kg/m ² ¹⁾	Ball roller Ø 22 mm / 120 kg/m ² ¹⁾
Ambient temperature	+5 to +40°C	

GENERAL

Clamping length	200–1,200 mm (in 50 mm increments) ²⁾	
Ball pitch	50 / 62.5 / 75 / 100 / 125 / 150 / 200 mm	62.5 / 75 / 100 / 125 / 150 / 200 mm
Available table lengths	Min. 250 mm or 4× ball pitch up to max. 3,000 mm, or a multiple thereof	
Roller type	Steel ball with sheet metal housing ³⁾	
Ball diameter	Ø 15 mm	Ø 22 mm
Arrangement	Straight or offset by half ball pitch	

CARRIER PLATE

Structure	Sturdy sheet metal construction in galvanised, powder-coated or stainless steel, depending on the version
-----------	---

DESIGN

C-profile frame	36 × 120 × 36 mm, galvanised steel ³⁾ , profile height 120 mm
-----------------	--

1) Area load: guide values for 300 mm clamping length, 1,500 mm span and 62.5 mm pitch


2) Other clamping lengths on request

3) Other materials on request

MANUAL LIGHT-DUTY CONVEYOR TECHNOLOGY

Accessories

CONNECTORS




Connectors

Galvanised connecting bracket including mounting components

Used to connect two roller conveyors of the same type


SIDE GUIDES



Side guide C-profile 20 × 60 × 20 mm version, galvanised

For easy mounting on the roller conveyor profile

Includes fasteners



Side guide C-profile 28 × 12 mm version, galvanised

Adjustable width and height

Includes fasteners



Side guide C-profile 28 × 12 mm version, with "S" material

Adjustable width and height, gentle on the goods and enables easy gliding

Includes fasteners



Side guide Round tube Ø 22 mm version, galvanised

Adjustable width and height

Includes fasteners

END STOPS



End stop angle 40 x 20 mm, galvanised steel

Includes fasteners



End stop angle 103 x 30 mm, galvanised steel

Includes fasteners



End stop roller Ø 50 mm, PVC

Height: 63 mm above top edge of profile

Includes fasteners

SUPPORTS



Bipod support, rigid, steel

With screw-in adjustable feet, galvanised steel

Various heights available: 250–1,150 mm



Bipod support, telescoping, aluminium

With screw-in adjustable feet

Various heights available: 240–1,410 mm

POWERED LIGHT-DUTY CONVEYOR TECHNOLOGY

Contents

Belt conveyors

Small belt conveyor	KGF 65-KA	Page 32
Small belt conveyor	KGF 65-MA	Page 33
Small belt conveyor	KGF 65-KV	Page 34
Small belt conveyor	KGF 65-MV	Page 35
Small belt conveyor	KGF 65-KT	Page 36
Small belt conveyor	KGF 65-MT	Page 37

Accessories for small belt conveyors

		Pages 38–41
Belt conveyor	GF 80-KA	Page 42
Belt conveyor	GF 80-KT	Page 43
Belt conveyor	GF 80-620-MI	Page 44
Belt conveyor	GF 80-620-MA	Page 45
Belt conveyor	GF 80-1300-MI	Page 46
Belt conveyor	GF 80-1300-MA	Page 47
Belt conveyor	GF 80-1980-MI	Page 48
Belt conveyor	GF 80-1980-MA	Page 49
Belt conveyor	GF 90-KA	Page 50
Belt conveyor	GF 90-KV	Page 51
Belt conveyor	GF 90-MA	Page 52
Belt conveyor	GF 90-MV	Page 53
Belt curve	GK 52-KA	Pages 54–55



Roller conveyors

Powered roller conveyor	ARF 50-130	Page 56
Powered roller conveyor	ARF 50-130-MPÜ	Page 57
Powered roller curve	ARK 50-130-RÜ	Page 58
Powered roller curve	ARK 50-130-RT	Page 59
Powered roller curve	ARK 50-130-KT	Page 60
Powered roller curve	ARK 50-130-KÜ	Page 61
Powered roller curve	ARK 50-130-MPÜ 30° IR 760	Page 62
Powered roller curve	ARK 50-130-MPÜ 45° IR 760	Page 63
Powered roller curve	ARK 50-130-MPÜ 60° IR 760	Page 64
Powered roller curve	ARK 50-130-MPÜ 90° IR 760	Page 65
Powered roller curve	ARK 50-130-MPÜ 30° IR 535	Page 66
Powered roller curve	ARK 50-130-MPÜ 45° IR 535	Page 67
Powered roller curve	ARK 50-130-MPÜ 60° IR 535	Page 68
Powered roller curve	ARK 50-130-MPÜ 90° IR 535	Page 69
Powered roller gusset	ARZ 50-130-MPÜ 30°	Page 70
Powered roller gusset	ARZ 50-130-MPÜ 45°	Page 71
Powered angled roller conveyor	ASRF 50-130-MPÜ	Pages 72–73
Powered roller conveyor with hinged section	ARF 50-130-MPÜ-K	Page 74
Roller lifting bar 24 V	RHL-P-MPÜ	Page 75
Pop-up ejector 24 V	PUD-MPÜ	Page 76
Lifting belt transfer unit 24 V	RHU-MPÜ	Page 77
Powered flexible roller conveyor	ASCRB 40	Pages 78–79

Other powered components

Spindle lift	SHL	Page 80
Toothed belt lift	ZHL	Page 81
Collection turntable	SDT 1000 / SDT 1500	Page 82
Accessories for collection turntable		Page 83



POWERED LIGHT-DUTY CONVEYOR TECHNOLOGY

Small belt conveyor KGF 65-KA



PRODUCT DESCRIPTION

The KGF 65-KA small belt conveyor boasts a **head drive (K)** with **slip-on gear unit (A)**. This belt conveyor is used for transporting goods that must be moved horizontally and at an angle, such as containers and cardboard boxes. The KGF 65-KA can also be used as an accumulation section and for linking machines and systems.

TECHNICAL SPECIFICATIONS

Section load (max.)	25 kg/m
Total load (max.)	75 kg
Ambient temperature	+5 to +40°C
Installation area	Operation in closed spaces, protected from precipitation

GENERAL

Belt width	150–800 mm (in 50 mm increments) ¹⁾
Conveyor length	400–4,000 mm
Belt ratio (min.)	1 : 1.5 (width to length)
Drive diameter	52 mm
Deflection diameter	52 / 35 / 13 / 8 mm
Belt properties	Various versions available (e.g. food-safe, cut-resistant, etc.)

PERFORMANCE DATA

Connection	220–240 V or 380–415 V, 50 Hz, protection class IP 54
Speed (max.)	60 m/min.

DESIGN

Base frame	Aluminium base frame with sliding plate, height 65 mm
------------	---

¹⁾ Other belt widths on request

POWERED LIGHT-DUTY CONVEYOR TECHNOLOGY

Small belt conveyor KGF 65-MA



PRODUCT DESCRIPTION

The KGF 65-MA small belt conveyor boasts a **centre drive (M)** with **slip-on gear unit (A)**. This belt conveyor is used for transporting goods that must be moved horizontally and at an angle, such as containers and cardboard boxes. The KGF 65-MA can also be used as an accumulation section and for linking machines and systems.

TECHNICAL SPECIFICATIONS

Section load (max.)	25 kg/m
Total load (max.)	75 kg
Ambient temperature	+5 to +40°C
Installation area	Operation in closed spaces, protected from precipitation

GENERAL

Belt width	150–800 mm (in 50 mm increments) ¹⁾
Conveyor length	650–8,000 mm
Belt ratio (min.)	1 : 1.5 (width to length)
Drive diameter	80 mm
Deflection diameter	52 / 35 / 13 / 8 mm
Belt properties	Various versions available (e.g. food-safe, cut-resistant, etc.)

PERFORMANCE DATA

Connection	220–240 V or 380–415 V, 50 Hz, protection class IP 54
Speed (max.)	60 m/min.

DESIGN

Base frame	Aluminium base frame with sliding plate, height 65 mm
------------	---

¹⁾ Other belt widths on request

POWERED LIGHT-DUTY CONVEYOR TECHNOLOGY

Small belt conveyor KGF 65-KV



PRODUCT DESCRIPTION

The KGF 65-KV small belt conveyor boasts a **head drive (K)** with **intermediate gear unit (V)**. This belt conveyor is used for transporting goods that must be moved horizontally and at an angle, such as containers and cardboard boxes. The KGF 65-KV can also be used as an accumulation section and for linking machines and systems.

TECHNICAL SPECIFICATIONS

Section load (max.)	25 kg/m
Total load (max.)	75 kg
Ambient temperature	+5 to +40°C
Installation area	Operation in closed spaces, protected from precipitation

GENERAL

Belt width	150–800 mm (in 50 mm increments) ¹⁾
Conveyor length	400–4,000 mm
Belt ratio (min.)	1 : 1.5 (width to length)
Drive diameter	60 mm
Deflection diameter	52 / 35 / 13 / 8 mm
Belt properties	Various versions available (e.g. food-safe, cut-resistant, etc.)

PERFORMANCE DATA

Connection	220–240 V or 380–415 V, 50 Hz, protection class IP 54
Speed (max.)	60 m/min.

DESIGN

Base frame	Aluminium base frame with sliding plate, height 65 mm
------------	---

1) Other belt widths on request

POWERED LIGHT-DUTY CONVEYOR TECHNOLOGY

Small belt conveyor KGF 65-MV



PRODUCT DESCRIPTION

The KGF 65-MV small belt conveyor boasts a **centre drive (M)** with **intermediate gear unit (V)**. This belt conveyor is used for transporting goods that must be moved horizontally and at an angle, such as containers and cardboard boxes. The KGF 65-MV can also be used as an accumulation section and for linking machines and systems.

TECHNICAL SPECIFICATIONS

Section load (max.)	25 kg/m
Total load (max.)	75 kg
Ambient temperature	+5 to +40°C
Installation area	Operation in closed spaces, protected from precipitation

GENERAL

Belt width	150–800 mm (in 50 mm increments) ¹⁾
Conveyor length	650–8,000 mm
Belt ratio (min.)	1 : 1.5 (width to length)
Drive diameter	80 mm
Deflection diameter	52 / 35 / 13 / 8 mm
Belt properties	Various versions available (e.g. food-safe, cut-resistant, etc.)

PERFORMANCE DATA

Connection	220–240 V or 380–415 V, 50 Hz, protection class IP 54
Speed (max.)	60 m/min.

DESIGN

Base frame	Aluminium base frame with sliding plate, height 65 mm
------------	---

¹⁾ Other belt widths on request

POWERED LIGHT-DUTY CONVEYOR TECHNOLOGY

Small belt conveyor KGF 65-KT



PRODUCT DESCRIPTION

The KGF 65-KT small belt conveyor boasts a **head drive (K)** with **drum motor (T)**. This belt conveyor is used for transporting goods that must be moved horizontally and at an angle, such as containers and cardboard boxes. The KGF 65-KT can also be used as an accumulation section and for linking machines and systems.

TECHNICAL SPECIFICATIONS

Section load (max.)	25 kg/m
Total load (max.)	75 kg
Ambient temperature	+5 to +40°C
Installation area	Operation in closed spaces, protected from precipitation

GENERAL

Drive diameter	80 mm	113 mm
Belt width	200–800 mm (in 50 mm increments) ¹⁾	250–800 mm (in 50 mm increments) ¹⁾
Conveyor length	400–4,000 mm	400–8,000 mm
Belt ratio (min.)	1 : 1.5 (width to length)	
Deflection diameter	52 / 35 / 13 / 8 mm	
Belt properties	Various versions available (e.g. food-safe, cut-resistant, etc.)	

PERFORMANCE DATA

Connection	220–240 V or 380–415 V, 50 Hz, protection class IP 54
Speed (max.)	60 m/min.

DESIGN

Base frame	Aluminium base frame with sliding plate, height 65 mm
------------	---

1) Other belt widths on request

POWERED LIGHT-DUTY CONVEYOR TECHNOLOGY

Small belt conveyor KGF 65-MT



PRODUCT DESCRIPTION

The KGF 65-MT small belt conveyor boasts a **centre drive (M)** with **drum motor (T)**. This belt conveyor is used for transporting goods that must be moved horizontally and at an angle, such as containers and cardboard boxes. The KGF 65-MT can also be used as an accumulation section and for linking machines and systems.

TECHNICAL SPECIFICATIONS

Section load (max.)	25 kg/m	
Total load (max.)	75 kg	
Ambient temperature	+5 to +40°C	
Installation area	Operation in closed spaces, protected from precipitation	

GENERAL

Drive diameter	80 mm	113 mm
Belt width	200–800 mm (in 50 mm increments) ¹⁾	250–800 mm (in 50 mm increments) ¹⁾
Conveyor length	650–4,000 mm	650–8,000 mm
Belt ratio (min.)	1 : 1.5 (width to length)	
Deflection diameter	52 / 35 / 13 / 8 mm	
Belt properties	Various versions available (e.g. food-safe, cut-resistant, etc.)	

PERFORMANCE DATA

Connection	220–240 V or 380–415 V, 50 Hz, protection class IP 54
Speed (max.)	60 m/min.

DESIGN

Base frame	Aluminium base frame with sliding plate, height 65 mm
------------	---

¹⁾ Other belt widths on request

POWERED LIGHT-DUTY CONVEYOR TECHNOLOGY

Accessories for small belt conveyors


SIDE GUIDES



Aluminium sheet 35 × 2 mm version

Fixed design

Includes fasteners



C-profile 28 × 12 mm version, galvanised

Adjustable width and height


Includes fasteners



C-profile 28 × 12 mm version, with "S" material

Adjustable width and height, gentle on the product

Includes fasteners



Round tube Ø 22 mm version, galvanised


Adjustable width and height

Includes fasteners

POWERED LIGHT-DUTY CONVEYOR TECHNOLOGY

Accessories for small belt conveyors


DRIVE ARRANGEMENT



Head drive with slip-on gear unit




Centre drive with slip-on gear unit



Head drive with intermediate gear unit



Centre drive with intermediate gear unit



Head drive with drum motor



Centre drive with drum motor

POWERED LIGHT-DUTY CONVEYOR TECHNOLOGY

Accessories for small belt conveyors


REDIRECTORS




Redirector Ø 52 mm



Redirector Ø 35 mm



Cutter edge Ø 13 mm



Cutter edge Ø 8 mm

POWERED LIGHT-DUTY CONVEYOR TECHNOLOGY

Accessories for small belt conveyors

SUPPORTS



Bipod support, fixed, steel

With screw-in adjustable feet

Various heights available: 250–1,150 mm



Bipod support, telescoping, aluminium

With screw-in adjustable feet

Various heights available: 240–1,410 mm



Aluminium underframe

With screw-in adjustable feet




Aluminium underframe, movable

With swivel castors (optionally with locking function)

POWERED LIGHT-DUTY CONVEYOR TECHNOLOGY

Belt conveyor GF 80-KA



PRODUCT DESCRIPTION

The GF 80-KA belt conveyor boasts a **head drive (K)** with **slip-on gear unit (A)**. This belt conveyor is used for transporting goods that must be moved horizontally and at an angle, such as containers and cardboard boxes. The GF 80-KA can also be used as an accumulation section and for linking machines and systems.

TECHNICAL SPECIFICATIONS

Section load (max.)	80 kg/m
Ambient temperature	+5 to +40°C
Installation area	Operation in closed spaces, protected from precipitation

GENERAL

Belt width	200–1,200 mm (in 50 mm increments) ¹⁾
Conveyor length	500–10,000 mm
Belt ratio (min.)	1 : 1.5 (width to length)
Drive diameter	80 mm
Deflection diameter	80 mm
Incline angle (max.)	24°
Belt properties	Various versions available (e.g. food-safe, cut-resistant, etc.)

PERFORMANCE DATA

Connection	220–240 V or 380–415 V, 50 Hz, protection class IP 54
Speed (max.)	90 m/min.

DESIGN

Base frame	C-profile steel frame, optionally open at the bottom
Colour	Profile frame galvanised or in standard RAL colour

¹⁾ Other belt widths on request

POWERED LIGHT-DUTY CONVEYOR TECHNOLOGY

Belt conveyor GF 80-KT



PRODUCT DESCRIPTION

The GF 80-KT belt conveyor boasts a **head drive (K)** with **drum motor (T)**. This belt conveyor is used for transporting goods that must be moved horizontally and at an angle, such as containers and cardboard boxes. The GF 80-KT can also be used as an accumulation section and for linking machines and systems.

TECHNICAL SPECIFICATIONS

Section load (max.)	80 kg/m
Ambient temperature	+5 to +40°C
Installation area	Operation in closed spaces, protected from precipitation

GENERAL

Drive diameter	80 mm	113 / 138 mm
Belt width	270–900 mm (in 50 mm increments) ¹⁾	270–1,100 mm (in 50 mm increments) ¹⁾
Conveyor length	500–10,000 mm	
Belt ratio (min.)	1 : 1.5 (width to length)	
Deflection diameter	80 mm	
Incline angle (max.)	24°	
Belt properties	Various versions available (e.g. food-safe, cut-resistant, etc.)	

PERFORMANCE DATA

Connection	220–240 V or 380–415 V, 50 Hz, protection class IP 54
Speed (max.)	90 m/min.

DESIGN

Base frame	C-profile steel frame, optionally open at the bottom
Colour	Profile frame galvanised or in standard RAL colour

¹⁾ Other belt widths on request

POWERED LIGHT-DUTY CONVEYOR TECHNOLOGY

Belt conveyor GF 80-620-MI



PRODUCT DESCRIPTION

The GF 80-620-MI belt conveyor boasts a **centre drive (M)** and an **internal drive (I)**. This belt conveyor is used for transporting goods that must be moved horizontally and at an angle, such as containers and cardboard boxes. The GF 80-620-MI can also be used as an accumulation section and for linking machines and systems. The belt tensioning distance of this conveyor is 620 mm.

TECHNICAL SPECIFICATIONS

Section load (max.)	Depending on conveyor length and belt width
Ambient temperature	+5 to +40°C
Installation area	Operation in closed spaces, protected from precipitation

GENERAL

Belt width	250–1,200 mm (in 50 mm increments) ¹⁾
Conveyor length	500–15,000 mm
Belt ratio (min.)	1 : 1.5 (width to length)
Drive diameter	133 mm
Deflection diameter	80 / 133 mm
Incline angle (max.)	24°
Belt properties	Various versions available (e.g. food-safe, cut-resistant, etc.)

PERFORMANCE DATA

Connection	220–240 V or 380–415 V, 50 Hz, protection class IP 54
Speed (max.)	84 m/min.

DESIGN

Base frame	C-profile steel frame, optionally open at the bottom
Colour	Profile frame galvanised or in standard RAL colour

1) Other belt widths on request

POWERED LIGHT-DUTY CONVEYOR TECHNOLOGY

Belt conveyor GF 80-620-MA



PRODUCT DESCRIPTION

The GF 80-620-MA belt conveyor boasts a **centre drive (M)** and an **external drive (A)**. This belt conveyor is used for transporting goods that must be moved horizontally and at an angle, such as containers and cardboard boxes. The GF 80-620-MA can also be used as an accumulation section and for linking machines and systems. The belt tensioning distance of this conveyor is 620 mm.

TECHNICAL SPECIFICATIONS

Section load (max.)	Depending on conveyor length and belt width
Ambient temperature	+5 to +40°C
Installation area	Operation in closed spaces, protected from precipitation

GENERAL

Belt width	250–1,200 mm (in 50 mm increments) ¹⁾
Conveyor length	1,500–15,000 mm
Belt ratio (min.)	1 : 1.5 (width to length)
Drive diameter	133 mm
Deflection diameter	80 / 133 mm
Incline angle (max.)	24°
Belt properties	Various versions available (e.g. food-safe, cut-resistant, etc.)

PERFORMANCE DATA

Connection	220–240 V or 380–415 V, 50 Hz, protection class IP 54
Speed (max.)	84 m/min.


DESIGN

Base frame	C-profile steel frame, optionally open at the bottom
Colour	Profile frame galvanised or in standard RAL colour

¹⁾ Other belt widths on request

POWERED LIGHT-DUTY CONVEYOR TECHNOLOGY

Belt conveyor GF 80-1300-MI



PRODUCT DESCRIPTION

The GF 80-1300-MI belt conveyor boasts a **centre drive (M)** that is installed **on the inside (I)**. This belt conveyor is used for transporting goods that must be moved horizontally and at an angle, such as containers and cardboard boxes. The GF 80-1300-MI can also be used as an accumulation section and for linking machines and systems. The belt tensioning distance of this conveyor is 1,300 mm.

TECHNICAL SPECIFICATIONS

Section load (max.)	Depending on conveyor length and belt width
Ambient temperature	+5 to +40°C
Installation area	Operation in closed spaces, protected from precipitation

GENERAL

Belt width	250–1,200 mm (in 50 mm increments) ¹⁾
Conveyor length	2,200–35,000 mm
Belt ratio (min.)	1 : 1.5 (width to length)
Drive diameter	159 mm
Deflection diameter	80 / 130 mm
Incline angle (max.)	24°
Belt properties	Various versions available (e.g. food-safe, cut-resistant, etc.)

PERFORMANCE DATA

Connection	220–240 V or 380–415 V, 50 Hz, protection class IP 54
Speed (max.)	84 m/min.


DESIGN

Base frame	C-profile steel frame, optionally open at the bottom
Colour	Profile frame galvanised or in standard RAL colour

1) Other belt widths on request

POWERED LIGHT-DUTY CONVEYOR TECHNOLOGY

Belt conveyor GF 80-1300-MA



PRODUCT DESCRIPTION

The GF 80-1300-MA belt conveyor boasts a **centre drive (M)** with **slip-on gear unit (A)**. This belt conveyor is used for transporting goods that must be moved horizontally and at an angle, such as containers and cardboard boxes. The GF 80-1300-MA can also be used as an accumulation section and for linking machines and systems. The belt tensioning distance of this conveyor is 1,300 mm.

TECHNICAL SPECIFICATIONS

Section load (max.)	Depending on conveyor length and belt width
Ambient temperature	+5 to +40°C
Installation area	Operation in closed spaces, protected from precipitation

GENERAL

Belt width	250–1,200 mm (in 50 mm increments) ¹⁾
Conveyor length	2,000–35,000 mm
Belt ratio (min.)	1 : 1.5 (width to length)
Drive diameter	159 mm
Deflection diameter	80 / 130 mm
Incline angle (max.)	24°
Belt properties	Various versions available (e.g. food-safe, cut-resistant, etc.)

PERFORMANCE DATA

Connection	220–240 V or 380–415 V, 50 Hz, protection class IP 54
Speed (max.)	84 m/min.


DESIGN

Base frame	C-profile steel frame, optionally open at the bottom
Colour	Profile frame galvanised or in standard RAL colour

¹⁾ Other belt widths on request

POWERED LIGHT-DUTY CONVEYOR TECHNOLOGY

Belt conveyor GF 80-1980-MI



PRODUCT DESCRIPTION

The GF 80-1980-MI belt conveyor boasts a **centre drive (M)** that is installed **on the inside (I)**. This belt conveyor is used for transporting goods that must be moved horizontally and at an angle, such as containers and cardboard boxes. The GF 80-1980-MI can also be used as an accumulation section and for linking machines and systems. The belt tensioning distance of this conveyor is 1,980 mm.

TECHNICAL SPECIFICATIONS

Section load (max.)	Depending on conveyor length and belt width
Ambient temperature	+5 to +40°C
Installation area	Operation in closed spaces, protected from precipitation

GENERAL

Belt width	250–1,200 mm (in 50 mm increments) ¹⁾
Conveyor length	2,900–50,000 mm
Belt ratio (min.)	1 : 1.5 (width to length)
Drive diameter	215 mm
Deflection diameter	80 / 133 mm
Incline angle (max.)	24°
Belt properties	Various versions available (e.g. food-safe, cut-resistant, etc.)

PERFORMANCE DATA

Connection	220–240 V or 380–415 V, 50 Hz, protection class IP 54
Speed (max.)	84 m/min.

DESIGN

Base frame	C-profile steel frame, optionally open at the bottom
Colour	Profile frame galvanised or in standard RAL colour

1) Other belt widths on request

POWERED LIGHT-DUTY CONVEYOR TECHNOLOGY

Belt conveyor GF 80-1980-MA



PRODUCT DESCRIPTION

The GF 80-1980-MA belt conveyor boasts a **centre drive (M)** with **slip-on gear unit (A)**. This belt conveyor is used for transporting goods that must be moved horizontally and at an angle, such as containers and cardboard boxes. The GF 80-1980-MA can also be used as an accumulation section and for linking machines and systems. The belt tensioning distance of this conveyor is 1,980 mm.

TECHNICAL SPECIFICATIONS

Section load (max.)	Depending on conveyor length and belt width
Ambient temperature	+5 to +40°C
Installation area	Operation in closed spaces, protected from precipitation

GENERAL

Belt width	250–1,200 mm (in 50 mm increments) ¹⁾
Conveyor length	2,900–50,000 mm
Belt ratio (min.)	1 : 1.5 (width to length)
Drive diameter	215 mm
Deflection diameter	80 / 133 mm
Incline angle (max.)	24°
Belt properties	Various versions available (e.g. food-safe, cut-resistant, etc.)

PERFORMANCE DATA

Connection	220–240 V or 380–415 V, 50 Hz, protection class IP 54
Speed (max.)	84 m/min.

DESIGN

Base frame	C-profile steel frame, optionally open at the bottom
Colour	Profile frame galvanised or in standard RAL colour

¹⁾ Other belt widths on request

POWERED LIGHT-DUTY CONVEYOR TECHNOLOGY

Belt conveyor GF 90-KA



PRODUCT DESCRIPTION

The GF 90-KA belt conveyor boasts a **head drive (K)** with **slip-on gear unit (A)**. This belt conveyor is used for transporting goods that must be moved horizontally and at an angle, such as containers and cardboard boxes. The GF 90-KA can also be used as an accumulation section and for linking machines and systems.

TECHNICAL SPECIFICATIONS

Section load (max.)	100 kg/m
Ambient temperature	+5 to +40°C
Installation area	Operation in closed spaces, protected from precipitation

GENERAL

Belt width	200–1,500 mm (in 50 mm increments) ¹⁾
Conveyor length	500–10,000 mm
Belt ratio	1 : 1.5 (width to length)
Drive diameter	80 mm
Deflection diameter	80 mm
Incline angle (max.)	24°
Belt properties	Various versions available (e.g. food-safe, cut-resistant, etc.)

PERFORMANCE DATA

Connection	220–240 V or 380–415 V, 50 Hz, protection class IP 54
Speed (max.)	90 m/min.

DESIGN

Base frame	Aluminium base frame with sliding plate, height 90 mm
------------	---

¹⁾ Other belt widths on request

POWERED LIGHT-DUTY CONVEYOR TECHNOLOGY

Belt conveyor GF 90-KV



PRODUCT DESCRIPTION

The GF 90-KV belt conveyor boasts a **head drive (K)** with **intermediate gear unit (V)**. This belt conveyor is used for transporting goods that must be moved horizontally and at an angle, such as containers and cardboard boxes. The GF 90-KV can also be used as an accumulation section and for linking machines and systems.

TECHNICAL SPECIFICATIONS

Section load (max.)	100 kg/m
Ambient temperature	+5 to +40°C
Installation area	Operation in closed spaces, protected from precipitation

GENERAL

Belt width	200–1,500 mm (in 50 mm increments) ¹⁾
Conveyor length	500–10,000 mm
Belt ratio	1 : 1.5 (width to length)
Drive diameter	80 mm
Deflection diameter	80 mm
Incline angle (max.)	24°
Belt properties	Various versions available (e.g. food-safe, cut-resistant, etc.)

PERFORMANCE DATA

Connection	220–240 V or 380–415 V, 50 Hz, protection class IP 54
Speed (max.)	90 m/min.

DESIGN

Base frame	Aluminium base frame with sliding plate, height 90 mm
------------	---

¹⁾ Other belt widths on request

POWERED LIGHT-DUTY CONVEYOR TECHNOLOGY

Belt conveyor GF 90-MA



PRODUCT DESCRIPTION

The GF 90-MA belt conveyor boasts a **centre drive (M)** with **slip-on gear unit (A)**. This belt conveyor is used for transporting goods that must be moved horizontally and at an angle, such as containers and cardboard boxes. The GF 90-MA can also be used as an accumulation section and for linking machines and systems.

TECHNICAL SPECIFICATIONS

Section load (max.)	100 kg/m
Ambient temperature	+5 to +40°C
Installation area	Operation in closed spaces, protected from precipitation

GENERAL

Belt width	200–1,500 mm (in 50 mm increments) ¹⁾
Conveyor length	500–10,000 mm
Belt ratio	1 : 1.5 (width to length)
Drive diameter	80 mm
Deflection diameter	80 mm
Incline angle (max.)	24°
Belt properties	Various versions available (e.g. food-safe, cut-resistant, etc.)

PERFORMANCE DATA

Connection	220–240 V or 380–415 V, 50 Hz, protection class IP 54
Speed (max.)	90 m/min.

DESIGN

Base frame	Aluminium base frame with sliding plate, height 90 mm
------------	---

1) Other belt widths on request

POWERED LIGHT-DUTY CONVEYOR TECHNOLOGY

Belt conveyor GF 90-MV



PRODUCT DESCRIPTION

The GF 90-MV belt conveyor boasts a **centre drive (M)** with **intermediate gear unit (V)**. This belt conveyor is used for transporting goods that must be moved horizontally and at an angle, such as containers and cardboard boxes. The GF 90-MV can also be used as an accumulation section and for linking machines and systems.

TECHNICAL SPECIFICATIONS

Section load (max.)	100 kg/m
Ambient temperature	+5 to +40°C
Installation area	Operation in closed spaces, protected from precipitation

GENERAL

Belt width	200–1,500 mm (in 50 mm increments) ¹⁾
Conveyor length	500–10,000 mm
Belt ratio	1 : 1.5 (width to length)
Drive diameter	80 mm
Deflection diameter	80 mm
Incline angle (max.)	24°
Belt properties	Various versions available (e.g. food-safe, cut-resistant, etc.)

PERFORMANCE DATA

Connection	220–240 V or 380–415 V, 50 Hz, protection class IP 54
Speed (max.)	90 m/min.


DESIGN

Base frame	Aluminium base frame with sliding plate, height 90 mm
------------	---

¹⁾ Other belt widths on request

POWERED LIGHT-DUTY CONVEYOR TECHNOLOGY

GK 52-KA



PRODUCT DESCRIPTION

The GK 52-KA belt curve boasts a **head drive (K)** with **slip-on gear unit (A)**. This belt conveyor is used for transporting goods that must be moved horizontally, such as containers and cardboard boxes. The GK 52-KA is offered in various degrees from 30° to 180° and can therefore handle almost all possible changes in conveying direction.

TECHNICAL SPECIFICATIONS

Load capacity (max.)	75 kg/m
Ambient temperature	+5 to +40°C
Installation area	Operation in closed spaces, protected from precipitation

GENERAL

Inner radius (at belt)	250 / 350 / 450 / 535 / 800 mm
Belt width	300–1,200 mm (in 50 mm increments) ¹⁾
Angle	30° / 45° / 60° / 90° / 180°
Deflection diameter	52 mm

PERFORMANCE DATA

Connection	220–240 V or 380–415 V, 50 Hz, protection class IP 54
Drive type	Slip-on gear motor (pulling)
Speed (max.)	90 m/min.


DESIGN

Frame	Steel profile in standard RAL colour
-------	--------------------------------------

1) Other belt widths on request



SYSTEM ACCESSORIES



The GK 52-KA powered belt curve can be purchased as an individual component and integrated into existing conveyor systems.



It is used for bridging small height differences or for transferring small conveyed goods, with optional roller strips.



As flexible complete solutions, AMI components are perfectly suited for linking production systems or as mobile solutions for covering peak orders. In combination with a movable base frame, the GK 52-KA curve can also be easily removed from a conveyor line if required.

POWERED LIGHT-DUTY CONVEYOR TECHNOLOGY

Powered roller conveyor ARF 50-130



PRODUCT DESCRIPTION

The ARF 50-130 powered roller conveyor boasts a flat belt drive. This roller conveyor is used for transporting goods that must be moved horizontally, such as containers and cardboard boxes. The ARF 50-130 can also be used as an accumulation section and for linking machines and systems. The standard version of this roller conveyor is designed as a low accumulation-pressure conveyor (i.e. without accumulation areas), but it can easily be converted to a zero accumulation-pressure conveyor (with accumulation areas).

TECHNICAL SPECIFICATIONS

Section load (max.)	120 kg/m ¹⁾
Ambient temperature	+5 to +40°C
Installation area	Operation in closed spaces, protected from precipitation

GENERAL

Nominal width	200–1,200 mm (in 50 mm increments) ²⁾
Roller pitch	62.5 / 125 / 187.5 / 250 mm
Conveyor length	Min. 875–30,000 mm

IDLER ROLLER

Roller type	Idler roller with plastic bearing base and ball bearing
Roller diameter	50 mm
Roller material	Galvanised steel ³⁾

PERFORMANCE DATA

Connection	220–240 V or 380–415 V, 50 Hz, protection class IP 54
Speed (max.)	72 m/min.

DESIGN

C-profile frame	36 × 120 × 36 mm, steel ³⁾ , powder-coated in standard RAL colour, top edge of roller is 10 mm above profile frame
-----------------	---

1) Area load: guide values for 300 mm nominal width, 1,500 mm span and 62.5 mm roller pitch
2) Other nominal widths on request
3) Other materials on request

POWERED LIGHT-DUTY CONVEYOR TECHNOLOGY

Powered roller conveyor ARF 50-130-MPÜ



PRODUCT DESCRIPTION

The ARF 50-130-MPÜ powered roller conveyor is equipped with a **motor roller (M)**, which **drives (Ü)** additional rollers by means of **poly-V belts (P)**. This roller conveyor is used for transporting goods that must be moved horizontally, such as containers and cardboard boxes. This roller conveyor is designed as a zero accumulation-pressure conveyor as standard. This technology allows for accumulation **without pneumatics** and thus offers more flexible application options. The accumulation area lengths can be varied by using additional motor rollers.

TECHNICAL SPECIFICATIONS

Section load (max.)	50 kg per accumulation area ¹⁾
Ambient temperature	+5 to +40°C / cooling area possible
Installation area	Operation in closed spaces, protected from precipitation
GENERAL	
Nominal width	350–1,050 mm (in 50 mm increments) ²⁾
Roller pitch	60 / 90 / 120 / 150 mm
Conveyor length	Min. 120–3,000 mm
IDLER ROLLER	
Roller type	Idler roller with plastic bearing base and ball bearing / poly-V overdrive head
Roller diameter	50 mm
Roller material	Galvanised steel ³⁾
PERFORMANCE DATA	
Drive power	40 W; connection 24 VDC
Speed (max.)	60 m/min. at max. 35 kg or 48 m/min. at max. 50 kg
DESIGN	
C-profile frame	40 × 125 × 40 mm, steel ³⁾ , powder-coated in standard RAL colour, top edge of roller is 5 mm above profile frame

1) Area load: guide values for 300 mm nominal width, 1,500 mm span and 60 mm roller pitch

2) Other nominal widths on request

3) Other materials on request

POWERED LIGHT-DUTY CONVEYOR TECHNOLOGY

Powered roller curve ARK 50-130-RÜ



PRODUCT DESCRIPTION

The ARK 50-130-RÜ powered roller curve is equipped with a centre drive station, which **drives (Ü)** additional rollers by means of **round belts (R)**. This roller curve is used for transporting goods that must be moved horizontally, such as containers and cardboard boxes. It is the perfect complement to our ARF 50-130 powered roller conveyor.

TECHNICAL SPECIFICATIONS

Load capacity (max.)	35 kg
Ambient temperature	+5 to +40°C
Installation area	Operation in closed spaces, protected from precipitation

GENERAL

Nominal width	250–1,200 mm (in 50 mm increments) ¹⁾
Inner radius	300 / 380 / 440 / 550 / 798 / 822 mm
Angle	30° / 45° / 60° / 90°

IDLER ROLLER

Roller type	Idler roller with plastic bearing base and ball bearing
Roller diameter	50 mm
Roller material	Galvanised steel with plastic cones ²⁾

PERFORMANCE DATA

Connection	220–240 V or 380–415 V, 50 Hz, protection class IP 54
Speed (max.)	72 m/min.

DESIGN

Welded frame	6 × 120 mm, steel, powder-coated in standard RAL colour
--------------	---

1) Other nominal widths on request
2) Other materials on request

POWERED LIGHT-DUTY CONVEYOR TECHNOLOGY

Powered roller curve ARK 50-130-RT



PRODUCT DESCRIPTION

The ARK 50-130-RT powered roller curve is equipped with a centre drive station, which drives additional rollers **tangentially (T)** via a **round belt (R)** located underneath. This roller curve is used for transporting goods that must be moved horizontally, such as containers and cardboard boxes. It is the perfect complement to our ARF 50-130 powered roller conveyor.

TECHNICAL SPECIFICATIONS

Load capacity (max.)	50 kg
Ambient temperature	+5 to +40°C
Installation area	Operation in closed spaces, protected from precipitation

GENERAL

Nominal width	250–1,200 mm (in 50 mm increments) ¹⁾
Inner radius	450 / 523 / 798 / 880 mm
Angle	30° / 45° / 60° / 90°

IDLER ROLLER

Roller type	Idler roller with plastic bearing base and ball bearing
Roller diameter	50 mm
Roller material	Galvanised steel with plastic cones ²⁾

PERFORMANCE DATA

Connection	220–240 V or 380–415 V, 50 Hz, protection class IP 54
Speed (max.)	72 m/min.

DESIGN

U-profile frame	36 × 120 × 36 mm and 36 × 140 × 36 mm, steel, powder-coated, in standard RAL colour
-----------------	---

1) Other nominal widths on request

2) Other materials on request

POWERED LIGHT-DUTY CONVEYOR TECHNOLOGY

Powered roller curve ARK 50-130-KT



PRODUCT DESCRIPTION

The ARK 50-130-KT powered roller curve is equipped with a centre drive station, which drives additional rollers **tangentially (T)** via **chain drive (K)**. This roller curve is used for transporting goods that must be moved horizontally, such as containers and cardboard boxes. It is the perfect complement to our ARF 50-130 powered roller conveyor.

TECHNICAL SPECIFICATIONS

Load capacity (max.)	80 kg/m
Ambient temperature	+5 to +40°C
Installation area	Operation in closed spaces, protected from precipitation

GENERAL

Nominal width	250–1,200 mm (in 50 mm increments) ¹⁾
Inner radius	798 mm
Angle	30° / 45° / 60° / 90°

IDLER ROLLER

Roller type	Idler roller with plastic bearing base and ball bearing
Roller diameter	50 mm
Roller material	Galvanised steel with plastic cones ²⁾

PERFORMANCE DATA

Connection	220–240 V or 380–415 V, 50 Hz, protection class IP 54
Speed (max.)	36 m/min.

DESIGN

U-profile frame	36 × 160 × 36 mm, steel, powder-coated in standard RAL colour
-----------------	---

1) Other nominal widths on request
2) Other materials on request

POWERED LIGHT-DUTY CONVEYOR TECHNOLOGY

Powered roller curve ARK 50-130-KÜ



PRODUCT DESCRIPTION

The ARK 50-130-KÜ powered roller curve is equipped with a centre drive station, which **drives (Ü)** roller by roller via **chain drive (K)**. This roller curve is used for transporting goods that must be moved horizontally, such as containers and cardboard boxes. It is the perfect complement to our ARF 50-130 powered roller conveyor.

TECHNICAL SPECIFICATIONS

Load capacity (max.)	120 kg
Ambient temperature	+5 to +40°C
Installation area	Operation in closed spaces, protected from precipitation

GENERAL

Nominal width	250–1,200 mm (in 50 mm increments) ¹⁾
Inner radius	798 / 817 / 822 mm
Angle	30° / 45° / 60° / 90°

IDLER ROLLER

Roller type	Idler roller with plastic bearing base and ball bearing
Roller diameter	50 mm
Roller material	Galvanised steel with plastic cones ²⁾

PERFORMANCE DATA

Connection	220–240 V or 380–415 V, 50 Hz, protection class IP 54
Speed (max.)	36 m/min.

DESIGN

Welded frame	6 × 140 mm and 6 × 180 mm, steel, powder-coated in standard RAL colour
--------------	--

1) Other nominal widths on request

2) Other materials on request

POWERED LIGHT-DUTY CONVEYOR TECHNOLOGY

Powered roller curve ARK 50-130-MPÜ 30° IR 760



PRODUCT DESCRIPTION

The ARK 50-130-MPÜ powered roller curve is equipped with a **motor roller (M)**, which **drives (Ü)** additional rollers by means of **poly-V belts (P)**. This roller curve is used for transporting goods that must be moved horizontally, such as containers and cardboard boxes. Thanks to the use of motor rollers, the ARK 50-130-MPÜ powered roller curve is designed as a zero accumulation-pressure conveyor as standard. It is the perfect complement to our ARF 50-130 MPÜ powered roller conveyor.

TECHNICAL SPECIFICATIONS

Load capacity (max.)	50 kg ¹⁾
Ambient temperature	+5 to +40°C / cooling area possible
Installation area	Operation in closed spaces, protected from precipitation

GENERAL

Nominal width	350–1,050 mm (in 50 mm increments) ²⁾
Inner radius	760 mm
Number of rollers	7
Angle	30°

IDLER ROLLER

Roller type	Idler roller with plastic bearing base and ball bearing / poly-V overdrive head
Roller diameter	50 mm
Roller material	Galvanised steel with plastic cones ³⁾

PERFORMANCE DATA

Drive power	40 W; connection 24 VDC
Speed (max.)	60 m/min. at max. 35 kg or 48 m/min. at max. 50 kg

DESIGN

C-profile frame	40 × 125 × 40 mm, steel, powder-coated in standard RAL colour, top edge of roller is 5 mm above profile frame
-----------------	---

1) Area load: guide values for 300 mm nominal width, 2 supports and 60 mm roller pitch

2) Other nominal widths on request

3) Other materials on request

POWERED LIGHT-DUTY CONVEYOR TECHNOLOGY

Powered roller curve ARK 50-130-MPÜ 45° IR 760



PRODUCT DESCRIPTION

The ARK 50-130-MPÜ powered roller curve is equipped with a **motor roller (M)**, which **drives (Ü)** additional rollers by means of **poly-V belts (P)**. This roller curve is used for transporting goods that must be moved horizontally, such as containers and cardboard boxes. Thanks to the use of motor rollers, the ARK 50-130-MPÜ powered roller curve is designed as a zero accumulation-pressure conveyor as standard. It is the perfect complement to our ARF 50-130 MPÜ powered roller conveyor.

TECHNICAL SPECIFICATIONS

Load capacity (max.)	50 kg ¹⁾
Ambient temperature	+5 to +40°C / cooling area possible
Installation area	Operation in closed spaces, protected from precipitation

GENERAL

Nominal width	350–1,050 mm (in 50 mm increments) ²⁾
Inner radius	760 mm
Number of rollers	10
Angle	45°

IDLER ROLLER

Roller type	Idler roller with plastic bearing base and ball bearing / poly-V overdrive head
Roller diameter	50 mm
Roller material	Galvanised steel with plastic cones ³⁾

PERFORMANCE DATA

Drive power	40 W; connection 24 VDC
Speed (max.)	60 m/min. at max. 35 kg or 48 m/min. at max. 50 kg

DESIGN

C-profile frame	40 × 125 × 40 mm, steel, powder-coated in standard RAL colour, top edge of roller is 5 mm above profile frame
-----------------	---

1) Area load: guide values for 300 mm nominal width, 2 supports and 60 mm roller pitch

2) Other nominal widths on request

3) Other materials on request

POWERED LIGHT-DUTY CONVEYOR TECHNOLOGY

Powered roller curve ARK 50-130-MPÜ 60° IR 760



PRODUCT DESCRIPTION

The ARK 50-130-MPÜ powered roller curve is equipped with a **motor roller (M)**, which **drives (Ü)** additional rollers by means of **poly-V belts (P)**. This roller curve is used for transporting goods that must be moved horizontally, such as containers and cardboard boxes. Thanks to the use of motor rollers, the ARK 50-130-MPÜ powered roller curve is designed as a zero accumulation-pressure conveyor as standard. It is the perfect complement to our ARF 50-130 MPÜ powered roller conveyor.

TECHNICAL SPECIFICATIONS

Load capacity (max.)	50 kg ¹⁾
Ambient temperature	+5 to +40°C / cooling area possible
Installation area	Operation in closed spaces, protected from precipitation

GENERAL

Nominal width	350–1,050 mm (in 50 mm increments) ²⁾
Inner radius	760 mm
Number of rollers	14
Angle	60°

IDLER ROLLER

Roller type	Idler roller with plastic bearing base and ball bearing / poly-V overdrive head
Roller diameter	50 mm
Roller material	Galvanised steel with plastic cones ³⁾

PERFORMANCE DATA

Drive power	40 W; connection 24 VDC
Speed (max.)	60 m/min. at max. 35 kg or 48 m/min. at max. 50 kg

DESIGN

C-profile frame	40 × 125 × 40 mm, steel, powder-coated in standard RAL colour, top edge of roller is 5 mm above profile frame
-----------------	---

1) Area load: guide values for 300 mm nominal width, 2 supports and 60 mm roller pitch

2) Other nominal widths on request

3) Other materials on request

POWERED LIGHT-DUTY CONVEYOR TECHNOLOGY

Powered roller curve ARK 50-130-MPÜ 90° IR 760



PRODUCT DESCRIPTION

The ARK 50-130-MPÜ powered roller curve is equipped with a **motor roller (M)**, which **drives (Ü)** additional rollers by means of **poly-V belts (P)**. This roller curve is used for transporting goods that must be moved horizontally, such as containers and cardboard boxes. Thanks to the use of motor rollers, the ARK 50-130-MPÜ powered roller curve is designed as a zero accumulation-pressure conveyor as standard. It is the perfect complement to our ARF 50-130 MPÜ powered roller conveyor.

TECHNICAL SPECIFICATIONS

Load capacity (max.)	50 kg ¹⁾
Ambient temperature	+5 to +40°C / cooling area possible
Installation area	Operation in closed spaces, protected from precipitation

GENERAL

Nominal width	350–1,050 mm (in 50 mm increments) ²⁾
Inner radius	760 mm
Number of rollers	20
Angle	90°

IDLER ROLLER

Roller type	Idler roller with plastic bearing base and ball bearing / poly-V overdrive head
Roller diameter	50 mm
Roller material	Galvanised steel with plastic cones ³⁾

PERFORMANCE DATA

Drive power	40 W; connection 24 VDC
Speed (max.)	60 m/min. at max. 35 kg or 48 m/min. at max. 50 kg

DESIGN

C-profile frame	40 × 125 × 40 mm, steel, powder-coated in standard RAL colour, top edge of roller is 5 mm above profile frame
-----------------	---


1) Area load: guide values for 300 mm nominal width, 2 supports and 60 mm roller pitch

2) Other nominal widths on request

3) Other materials on request

POWERED LIGHT-DUTY CONVEYOR TECHNOLOGY

Powered roller curve ARK 50-130-MPÜ 30° IR 535



PRODUCT DESCRIPTION

The ARK 50-130-MPÜ powered roller curve is equipped with a **motor roller (M)**, which **drives (Ü)** additional rollers by means of **PU round belts (P)**. This roller curve is used for transporting goods that must be moved horizontally, such as containers and cardboard boxes. Thanks to the use of motor rollers, the ARK 50-130-MPÜ powered roller curve is designed as a zero accumulation-pressure conveyor as standard. It is the perfect complement to our ARF 50-130 MPÜ powered roller conveyor.

TECHNICAL SPECIFICATIONS

Load capacity (max.)	35 kg ¹⁾
Ambient temperature	+5 to +40°C / cooling area possible
Installation area	Operation in closed spaces, protected from precipitation

GENERAL

Nominal width	350–1,050 mm (in 50 mm increments) ²⁾
Inner radius	535 mm
Number of rollers	5
Angle	30°

IDLER ROLLER

Roller type	Idler roller with plastic bearing base and ball bearing
Roller diameter	50 mm
Roller material	Galvanised steel with plastic cones ³⁾

PERFORMANCE DATA

Drive power	40 W; connection 24 VDC
Speed (max.)	48 m/min. at max. 35 kg

DESIGN

C-profile frame	40 × 125 × 40 mm, steel, powder-coated in standard RAL colour, top edge of roller is 5 mm above profile frame
-----------------	---

1) Area load: guide values for 300 mm nominal width, 2 supports and 60 mm roller pitch

2) Other nominal widths on request

3) Other materials on request

POWERED LIGHT-DUTY CONVEYOR TECHNOLOGY

Powered roller curve ARK 50-130-MPÜ 45° IR 535



PRODUCT DESCRIPTION

The ARK 50-130-MPÜ powered roller curve is equipped with a **motor roller (M)**, which **drives (Ü)** additional rollers by means of **PU round belts (P)**. This roller curve is used for transporting goods that must be moved horizontally, such as containers and cardboard boxes. Thanks to the use of motor rollers, the ARK 50-130-MPÜ powered roller curve is designed as a zero accumulation-pressure conveyor as standard. It is the perfect complement to our ARF 50-130 MPÜ powered roller conveyor.

TECHNICAL SPECIFICATIONS

Load capacity (max.)	35 kg ¹⁾
Ambient temperature	+5 to +40°C / cooling area possible
Installation area	Operation in closed spaces, protected from precipitation

GENERAL

Nominal width	350–1,050 mm (in 50 mm increments) ²⁾
Inner radius	535 mm
Number of rollers	7
Angle	45°

IDLER ROLLER

Roller type	Idler roller with plastic bearing base and ball bearing
Roller diameter	50 mm
Roller material	Galvanised steel with plastic cones ³⁾

PERFORMANCE DATA

Drive power	40 W; connection 24 VDC
Speed (max.)	48 m/min. at max. 35 kg

DESIGN

C-profile frame	40 × 125 × 40 mm, steel, powder-coated in standard RAL colour, top edge of roller is 5 mm above profile frame
-----------------	---


1) Area load: guide values for 300 mm nominal width, 2 supports and 60 mm roller pitch

2) Other nominal widths on request

3) Other materials on request

POWERED LIGHT-DUTY CONVEYOR TECHNOLOGY

Powered roller curve ARK 50-130-MPÜ 60° IR 535



PRODUCT DESCRIPTION

The ARK 50-130-MPÜ powered roller curve is equipped with a **motor roller (M)**, which **drives (Ü)** additional rollers by means of **PU round belts (P)**. This roller curve is used for transporting goods that must be moved horizontally, such as containers and cardboard boxes. Thanks to the use of motor rollers, the ARK 50-130-MPÜ powered roller curve is designed as a zero accumulation-pressure conveyor as standard. It is the perfect complement to our ARF 50-130 MPÜ powered roller conveyor.

TECHNICAL SPECIFICATIONS

Load capacity (max.)	35 kg ¹⁾
Ambient temperature	+5 to +40°C / cooling area possible
Installation area	Operation in closed spaces, protected from precipitation

GENERAL

Nominal width	350–1,050 mm (in 50 mm increments) ²⁾
Inner radius	535 mm
Number of rollers	10
Angle	60°

IDLER ROLLER

Roller type	Idler roller with plastic bearing base and ball bearing
Roller diameter	50 mm
Roller material	Galvanised steel with plastic cones ³⁾

PERFORMANCE DATA

Drive power	40 W; connection 24 VDC
Speed (max.)	48 m/min. at max. 35 kg


DESIGN

C-profile frame	40 × 125 × 40 mm, steel, powder-coated in standard RAL colour, top edge of roller is 5 mm above profile frame
-----------------	---

1) Area load: guide values for 300 mm nominal width, 2 supports and 60 mm roller pitch
2) Other nominal widths on request
3) Other materials on request

POWERED LIGHT-DUTY CONVEYOR TECHNOLOGY

Powered roller curve ARK 50-130-MPÜ 90° IR 535



PRODUCT DESCRIPTION

The ARK 50-130-MPÜ powered roller curve is equipped with a **motor roller (M)**, which **drives (Ü)** additional rollers by means of **PU round belts (P)**. This roller curve is used for transporting goods that must be moved horizontally, such as containers and cardboard boxes. Thanks to the use of motor rollers, the ARK 50-130-MPÜ powered roller curve is designed as a zero accumulation-pressure conveyor as standard. It is the perfect complement to our ARF 50-130 MPÜ powered roller conveyor.

TECHNICAL SPECIFICATIONS

Load capacity (max.)	35 kg ¹⁾
Ambient temperature	+5 to +40°C / cooling area possible
Installation area	Operation in closed spaces, protected from precipitation

GENERAL

Nominal width	350–1,050 mm (in 50 mm increments) ²⁾
Inner radius	535 mm
Number of rollers	14
Angle	90°

IDLER ROLLER

Roller type	Idler roller with plastic bearing base and ball bearing
Roller diameter	50 mm
Roller material	Galvanised steel with plastic cones ³⁾

PERFORMANCE DATA

Drive power	40 W; connection 24 VDC
Speed (max.)	48 m/min. at max. 35 kg

DESIGN

C-profile frame	40 × 125 × 40 mm, steel, powder-coated in standard RAL colour, top edge of roller is 5 mm above profile frame
-----------------	---

1) Area load: guide values for 300 mm nominal width, 2 supports and 60 mm roller pitch

2) Other nominal widths on request

3) Other materials on request

POWERED LIGHT-DUTY CONVEYOR TECHNOLOGY

Powered roller gusset ARZ 50-130-MPÜ 30°



PRODUCT DESCRIPTION

The ARZ 50-130-MPÜ powered roller gusset is equipped with a **motor roller (M)**, which **drives (Ü)** additional rollers by means of **poly-V belts (P)**. This roller gusset is used for transporting goods that must be moved horizontally, such as containers and cardboard boxes. The ARZ 50-130-MPÜ powered roller gusset either brings two conveyor lines together or – in combination with a pop-up ejector – splits them into two conveyor lines. It is the perfect complement to our ARF 50-130 MPÜ powered roller conveyor.

TECHNICAL SPECIFICATIONS

Load capacity (max.)	50 kg ¹⁾
Ambient temperature	+5 to +40°C / cooling area possible
Installation area	Operation in closed spaces, protected from precipitation

GENERAL

Nominal width	350–1,050 mm (in 50 mm increments) ²⁾
Roller pitch	60 mm
Angle	30°
Versions	Left and right

IDLER ROLLER

Roller type	Idler roller with plastic bearing base and ball bearing / poly-V overdrive head
Roller diameter	50 mm
Roller material	Galvanised steel ³⁾

PERFORMANCE DATA

Drive power	40 W; connection 24 VDC
Speed (max.)	60 m/min. at max. 35 kg or 48 m/min. at max. 50 kg

DESIGN

C-profile frame	40 × 125 × 40 mm, steel, powder-coated in standard RAL colour, top edge of roller is 5 mm above profile frame
-----------------	---

1) Area load: guide values for 300 mm nominal width, 2 supports and 60 mm roller pitch
2) Other nominal widths on request
3) Other materials on request

POWERED LIGHT-DUTY CONVEYOR TECHNOLOGY

Powered roller gusset ARZ 50-130-MPÜ 45°



PRODUCT DESCRIPTION

The ARZ 50-130-MPÜ powered roller gusset is equipped with a **motor roller (M)**, which **drives (Ü)** additional rollers by means of **poly-V belts (P)**. This roller gusset is used for transporting goods that must be moved horizontally, such as containers and cardboard boxes. The ARZ 50-130-MPÜ powered roller gusset either brings two conveyor lines together or – in combination with a pop-up ejector – splits them into two conveyor lines. It is the perfect complement to our ARF 50-130 MPÜ powered roller conveyor.

TECHNICAL SPECIFICATIONS

Load capacity (max.)	50 kg ¹⁾
Ambient temperature	+5 to +40°C / cooling area possible
Installation area	Operation in closed spaces, protected from precipitation

GENERAL

Nominal width	350–1,050 mm (in 50 mm increments) ²⁾
Roller pitch	60 mm
Angle	45°
Versions	Left and right

IDLER ROLLER

Roller type	Idler roller with plastic bearing base and ball bearing / poly-V overdrive head
Roller diameter	50 mm
Roller material	Galvanised steel ³⁾

PERFORMANCE DATA

Drive power	40 W; connection 24 VDC
Speed (max.)	60 m/min. at max. 35 kg or 48 m/min. at max. 50 kg

DESIGN

C-profile frame	40 × 125 × 40 mm, steel, powder-coated in standard RAL colour, top edge of roller is 5 mm above profile frame
-----------------	---


1) Area load: guide values for 300 mm nominal width, 2 supports and 60 mm roller pitch

2) Other nominal widths on request

3) Other materials on request

POWERED LIGHT-DUTY CONVEYOR TECHNOLOGY

Powered angled roller conveyor ASRF 50-130-MPÜ



PRODUCT DESCRIPTION

The ASRF 50-130-MPÜ powered angled roller conveyor is equipped with a **motor roller (M)**, which **drives (Ü)** additional rollers by means of **poly-V belts (P)**. This angled roller conveyor is used for transporting goods that must be moved horizontally, such as containers and cardboard boxes. Thanks to the angled position of the rollers, the conveyed items are aligned laterally. It is the perfect complement to our ARF 50-130-MPÜ powered roller conveyor.

TECHNICAL SPECIFICATIONS

Load capacity (max.)	50 kg ¹⁾
Ambient temperature	+5 to +40°C / cooling area possible
Installation area	Operation in closed spaces, protected from precipitation

GENERAL

Nominal width	450–1,050 mm (in 50 mm increments) ²⁾
Roller pitch	60 mm
Conveyor length	Min. 600–3,000 mm
Angle	Depends on the nominal width of the conveyor, 3° to 5°

IDLER ROLLER

Roller type	Idler roller with plastic bearing base and ball bearing / poly-V overdrive head
Roller diameter	50 mm
Roller material	Galvanised steel ³⁾

PERFORMANCE DATA

Drive power	40 W; connection 24 VDC
Speed (max.)	60 m/min. at max. 35 kg or 48 m/min. at max. 50 kg

DESIGN

C-profile frame	40 × 125 × 40 mm, steel, powder-coated in standard RAL colour, top edge of roller is 5 mm above profile frame
-----------------	---

1) Area load: guide values for 300 mm nominal width, 2 supports and 60 mm roller pitch
2) Other nominal widths on request
3) Other materials on request

POWERED LIGHT-DUTY CONVEYOR TECHNOLOGY

Powered angled roller conveyor ASRF 50-130-MPÜ



PRODUCT DESCRIPTION

The ASRF 50-130-MPÜ powered angled roller conveyor is equipped with a **motor roller (M)**, which **drives (Ü)** additional rollers by means of **poly-V belts (P)**. This angled roller conveyor is used for transporting goods that must be moved horizontally, such as containers and cardboard boxes. Thanks to the angled position of the rollers, the conveyed items are aligned laterally. It is the perfect complement to our ARF 50-130-MPÜ powered roller conveyor.

TECHNICAL SPECIFICATIONS

Load capacity (max.)	50 kg ¹⁾
Ambient temperature	+5 to +40°C / cooling area possible
Installation area	Operation in closed spaces, protected from precipitation

GENERAL

Nominal width	450 / 650 / 850 mm ²⁾
Roller pitch	60 mm
Conveyor length	1,500 mm
Angle	15.3°

IDLER ROLLER

Roller type	Idler roller with plastic bearing base and ball bearing / poly-V overdrive head
Roller diameter	50 mm
Roller material	Galvanised steel ³⁾

PERFORMANCE DATA

Drive power	40 W; connection 24 VDC
Speed (max.)	60 m/min. at max. 35 kg or 48 m/min. at max. 50 kg

DESIGN

C-profile frame	40 × 125 × 40 mm, steel, powder-coated in standard RAL colour, top edge of roller is 5 mm above profile frame
-----------------	---

1) Area load: guide values for 300 mm nominal width, 1,500 mm span and 60 mm roller pitch

2) Other nominal widths on request

3) Other materials on request

POWERED LIGHT-DUTY CONVEYOR TECHNOLOGY

Powered roller conveyor ARF 50-130-MPÜ-K with hinged section



PRODUCT DESCRIPTION

The ARF 50-130-MPÜ-K powered roller conveyor is equipped with a **motor roller (M)**, which **drives (Ü)** additional rollers by means of **poly-V belts (P)**. It also is equipped with a **hinged mechanism (K)** that creates a passageway through the conveyor line. This roller conveyor is used for transporting goods that must be moved horizontally, such as containers and cardboard boxes. It is the perfect complement to our ARF 50-130-MPÜ roller conveyor.

TECHNICAL SPECIFICATIONS

Load capacity (max.)	50 kg ¹⁾
Ambient temperature	+5 to +40°C / cooling area possible
Installation area	Operation in closed spaces, protected from precipitation

GENERAL

Nominal width	350–1,050 mm (in 50 mm increments) ²⁾
Roller pitch	60 / 90 / 120 / 150 mm
Conveyor length	E.g. hinged section 1,080 mm long for a passageway of 1,000 mm

IDLER ROLLER

Roller type	Idler roller with plastic bearing base and ball bearing / poly-V overdrive head
Roller diameter	50 mm
Roller material	Galvanised steel ³⁾

PERFORMANCE DATA

Drive power	40 W; connection 24 VDC
Speed (max.)	60 m/min. at max. 35 kg or 48 m/min. at max. 50 kg

DESIGN

C-profile frame	40 × 125 × 40 mm, steel, powder-coated in standard RAL colour, top edge of roller is 5 mm above profile frame
-----------------	---

1) Area load: guide values for 300 mm nominal width, 1,500 mm span and 60 mm roller pitch

2) Other nominal widths on request

3) Other materials on request

POWERED LIGHT-DUTY CONVEYOR TECHNOLOGY

Roller lifting bar RHL-P-MPÜ



PRODUCT DESCRIPTION

The RHL-P-MPÜ roller lifting bar is equipped with a **pneumatic (P)** lifting unit; the actual transport movement is manual. It is used to feed suitable conveyed goods, such as containers and cardboard boxes, onto a roller conveyor at an angle of 90° or to eject them from it at the same angle. Due to the modular design of our conveyor technology, it can also be retrofitted onto existing roller conveyors. This roller lifting bar is the perfect complement to our ARF 50-130-MPÜ roller conveyor.

TECHNICAL SPECIFICATIONS

Load capacity (max.)	50 kg
Ambient temperature	+5 to +40°C / cooling area possible
Installation area	Operation in closed spaces, protected from precipitation

GENERAL

Nominal width	350–1,050 mm (in 50 mm increments) ¹⁾
Spacing pattern	30 mm
Conveyor length	Min. 90 mm to max. 810 mm
Lifting motion	Pneumatic
Lifting time	0.4 seconds
Roller diameter	48 mm
Number of roller cassettes	Min. 2 to max. 5 pieces

DESIGN

Substructure	Steel, powder-coated in standard RAL colour
--------------	---

1) Other nominal widths on request

POWERED LIGHT-DUTY CONVEYOR TECHNOLOGY

Pop-up ejector PUD-MPÜ



PRODUCT DESCRIPTION

The PUD-MPÜ pop-up ejector is used to eject suitable conveyed goods, such as containers and cardboard boxes, with variable ejection direction (left and right). Thanks to the modular design of our conveyor technology, it can also be retrofitted onto existing roller conveyors, and the number of cassettes can be flexibly expanded and controlled separately. This pop-up ejector is the perfect complement to our ARF 50-130-MPÜ roller conveyor.

TECHNICAL SPECIFICATIONS

Load capacity (max.)	50 kg
Ambient temperature	+5 to +40°C / cooling area possible
Installation area	Operation in closed spaces, protected from precipitation
GENERAL	
Nominal width	450 / 650 / 850 mm ¹⁾
Roller pitch	75 mm
Roller pitch perpendicular to the direction of conveyance	65.0 mm for 450 / 650 mm nominal width 60.5 mm for 850 mm nominal width
Ejection angle / direction	Max. +/-45° or optionally 90° left/right
Ejection time	0.4 seconds
PERFORMANCE DATA	
Drive power	40 W; connection 24 VDC
Speed (max.)	60 m/min. at max. 35 kg or 48 m/min. at max. 50 kg
DESIGN	
Substructure	Steel, powder-coated in standard RAL colour

1) Other nominal widths on request

POWERED LIGHT-DUTY CONVEYOR TECHNOLOGY

Lifting belt transfer unit RHU-MPÜ



PRODUCT DESCRIPTION

The RHU-MPÜ lifting belt transfer unit is used to eject suitable conveyed goods, such as containers and cardboard boxes, with variable ejection direction (left and right) at an angle of 90°. Due to the modular design of our conveyor technology, it can also be retrofitted to existing roller conveyors. This lifting belt transfer unit is the perfect complement to our ARF 50-130-MPÜ roller conveyor.

TECHNICAL SPECIFICATIONS

Load capacity (max.)	50 kg
Ambient temperature	+5 to +40°C / cooling area possible
Installation area	Operation in closed spaces, protected from precipitation

GENERAL

Nominal width	350–1,050 mm (in 50 mm increments) ¹⁾
Conveyor length	Min. 90 mm to max. 810 mm
Length of stroke	20 mm (10 mm above and 10 mm below conveyor level)
Lifting motion	Excentric stroke
Lifting time	0.4 seconds
Number of roller cassettes	Min. 2 to max. 5 pieces

PERFORMANCE DATA

Drive power	40 W; connection 24 VDC
Speed (max.)	48 m/min.

DESIGN

Substructure	Steel, powder-coated in standard RAL colour
--------------	---

¹⁾ Other nominal widths on request

POWERED LIGHT-DUTY CONVEYOR TECHNOLOGY

Powered flexible roller conveyor ASCRB 40



PRODUCT DESCRIPTION

The powered flexible roller conveyor ASCRB 40 is used for transporting goods that must be moved horizontally, such as containers and cardboard boxes. Thanks to its variable design, this flexible roller conveyor is particularly suitable for loading and unloading vehicles and for linking machines and systems. In addition, the flexible roller conveyor can be easily and compactly folded up and quickly moved to its place of use.

TECHNICAL SPECIFICATIONS

Section load (max.)	50 kg/m
Ambient temperature	+5 to +40°C
Installation area	Operation in closed spaces, protected from precipitation

GENERAL

Nominal width	600 / 750 / 900 mm ¹⁾
Roller pitch	45–125 mm (fully adjustable)
Conveyor length	Min. 1,350 to max. 20,000 mm (element length retracted 450 mm, extended 1,250 mm)

IDLER ROLLER

Roller type	Idler roller with plastic roller bearing (deep groove ball bearing)
Roller diameter	40 mm
Roller material	Galvanised steel

PERFORMANCE DATA

Connection ²⁾	220–240 V or 380–415 V, 50 Hz, protection class IP 54
Speed (max.)	10–40 m/min., adjustable

DESIGN

Frame	40 × 40 mm welded square tube, powder-coated in standard RAL colour, galvanised scissor elements
Rollers	Swivel rollers Ø 200 × 50 mm, alternating with and without locking function

1) Other nominal widths on request
2) One drive per element

POWERED LIGHT-DUTY CONVEYOR TECHNOLOGY

Powered flexible roller conveyor ASCRB 40



Thanks to highly flexible scissor elements, even 360° concentric runs can be achieved with a sufficient number of elements.



To cover longer distances, two flexible roller conveyors can be connected. The accumulation function remains available.



The flexible roller conveyor is operated via a switch console at the start of the conveyor, located below the scissor elements.



The classic control cabinet is no longer required. The frequency inverter is integrated in a drawer and can be pulled out from the side. Emergency stop switches are located at the start and end of the conveyor and at every 12,000 mm.



The flexible roller conveyor is equipped with solid ergonomic handles made of 30 mm stainless-steel tubes.



Swivel castors with a diameter of 200 mm ensure very good manoeuvrability and rolling. Every second support is equipped with a pair of swivel castors with locks.

POWERED LIGHT-DUTY CONVEYOR TECHNOLOGY

Spindle lift SHL



PRODUCT DESCRIPTION

The SHL spindle lift is used for transporting goods that must be moved vertically, such as containers and cardboard boxes. Its flexibility makes it possible to approach different specific levels to pick up or discharge the conveyed goods. The lift is accomplished by means of a spindle. Thanks to the modular design of our conveyor technology, it can be combined with other conveyors, whether belt or roller conveyors. The compact design made of aluminium profiles results in extremely space-saving installation dimensions. The control cabinet for the spindle lift can be mounted directly to the base frame.

TECHNICAL SPECIFICATIONS

Load capacity (max.)	80 kg (device including goods to be conveyed)
Ambient temperature	+5 to +40°C
Installation area	Operation in closed spaces, protected from precipitation

GENERAL¹⁾

Lifting height (max.)	850 mm
Conveyor height (min.)	180 mm (without conveyor)
Conveyor height (max.)	1,030 mm (without conveyor)
Conveyor width (max.)	650 mm
Total height	2,100 mm

PERFORMANCE DATA

Connection	220–240 V or 380–415 V, 50 Hz, protection class IP 54
Lifting speed (max.)	30 m/min.
Drive arrangement	Top of base frame

DESIGN

Base frame	Aluminium profile 80 × 40 mm ²⁾
------------	--

1) Special sizes on request
2) Other materials on request



PRODUCT DESCRIPTION

The ZHL toothed belt lift is used for transporting goods that must be moved vertically, such as containers and cardboard boxes. Its flexibility makes it possible to approach different specific levels to pick up or discharge the conveyed goods. The lift is accomplished by means of toothed belts, and the drive can be attached at the head or foot end. Thanks to the modular design of our conveyor technology, it can be combined with other conveyors, whether belt or roller conveyors. The mast structure has a torsion-resistant and very robust steel construction.

TECHNICAL SPECIFICATIONS

Load-bearing capacity (max.)	500 kg (depending on acceleration and speed)
Ambient temperature	+5 to +40°C
Installation area	Operation in closed spaces, protected from precipitation

GENERAL¹⁾

Lifting height (max.)	7,540 mm
Conveyor height (min.)	460 mm (without conveyor)
Conveyor height (max.)	8,000 mm (without conveyor)
Conveyor width (max.)	1,000 mm
Total height	Conveyor height (max.) +1,000 mm

PERFORMANCE DATA

Connection	220–240 V or 380–415 V, 50 Hz, protection class IP 54
Lifting speed (max.)	60 m/min. (depending on acceleration and speed)
Drive arrangement	Top or bottom

DESIGN

C-profile frame	36 × 160 × 36 mm, steel, powder-coated in standard RAL colour
-----------------	---

¹⁾ Special sizes on request

POWERED LIGHT-DUTY CONVEYOR TECHNOLOGY

Collection turntable SDT 1000/1500



PRODUCT DESCRIPTION

The SDT 1000/1500 collection turntable is used for ejecting, collecting, accumulating, feeding and separating even the smallest conveyed goods, such as injection-moulded parts. There is also an extensive portfolio of system accessories to adapt the collection turntable to various applications.

TECHNICAL SPECIFICATIONS

Load capacity (max.)	100 kg
Ambient temperature	+5 to +40°C
Installation area	Operation in closed spaces, protected from precipitation

GENERAL¹⁾

Diameter	1,000 mm	1,500 mm
Speed	One revolution per minute	
Turntable cover plate	Steel ²⁾	

PERFORMANCE DATA

Connection	380–415 V, 50 Hz, protection class IP 54, inverter as an option (220 to 240 V / with two-pin earthed plug)
------------	--

DESIGN

Aluminium frame	Side wall in galvanised steel or powder-coated steel in standard RAL colour ²⁾
-----------------	---

1) Special sizes on request
2) Other materials on request

POWERED LIGHT-DUTY CONVEYOR TECHNOLOGY

Accessories for SDT 1000/1500 collection turntable



Infeed/outfeed on the left



Infeed/outfeed on the right




Infeed via chute



Movable base frame



Separation during ejection via various guides



Separation during ejection in combination with powered roller gusset



HEAVY-DUTY CONVEYOR TECHNOLOGY

Heavy loads? Easy!

HEAVY-DUTY CONVEYOR TECHNOLOGY

FROM STANDARD TO CUSTOMISED

Transporting heavy loads continues to be a particular challenge in conveyor technology. Taking into consideration the weight, dimensions and external characteristics of the goods to be transported, the customer's requirements must be realised using the appropriate conveyor technology. These decisions are often based on complex requirement profiles, which we use to develop the perfect system for you!

Even complete systems for transporting heavy goods can often be created with our standard components from the modular AMI system. The range of goods to be conveyed extends from pallets and mesh box pallets to containers and special load carriers. Thanks to our high vertical range of manufacture of approx. 87%, we are able to realise even complex systems for transporting heavy goods at short notice and beyond the standard. Our assertion is that we ensure a high delivery capacity with the highest quality.

Our heavy-duty conveyor systems are used, for example, in the automotive industry, mechanical engineering and other sectors, as well as in the entire field of work from production to storage.





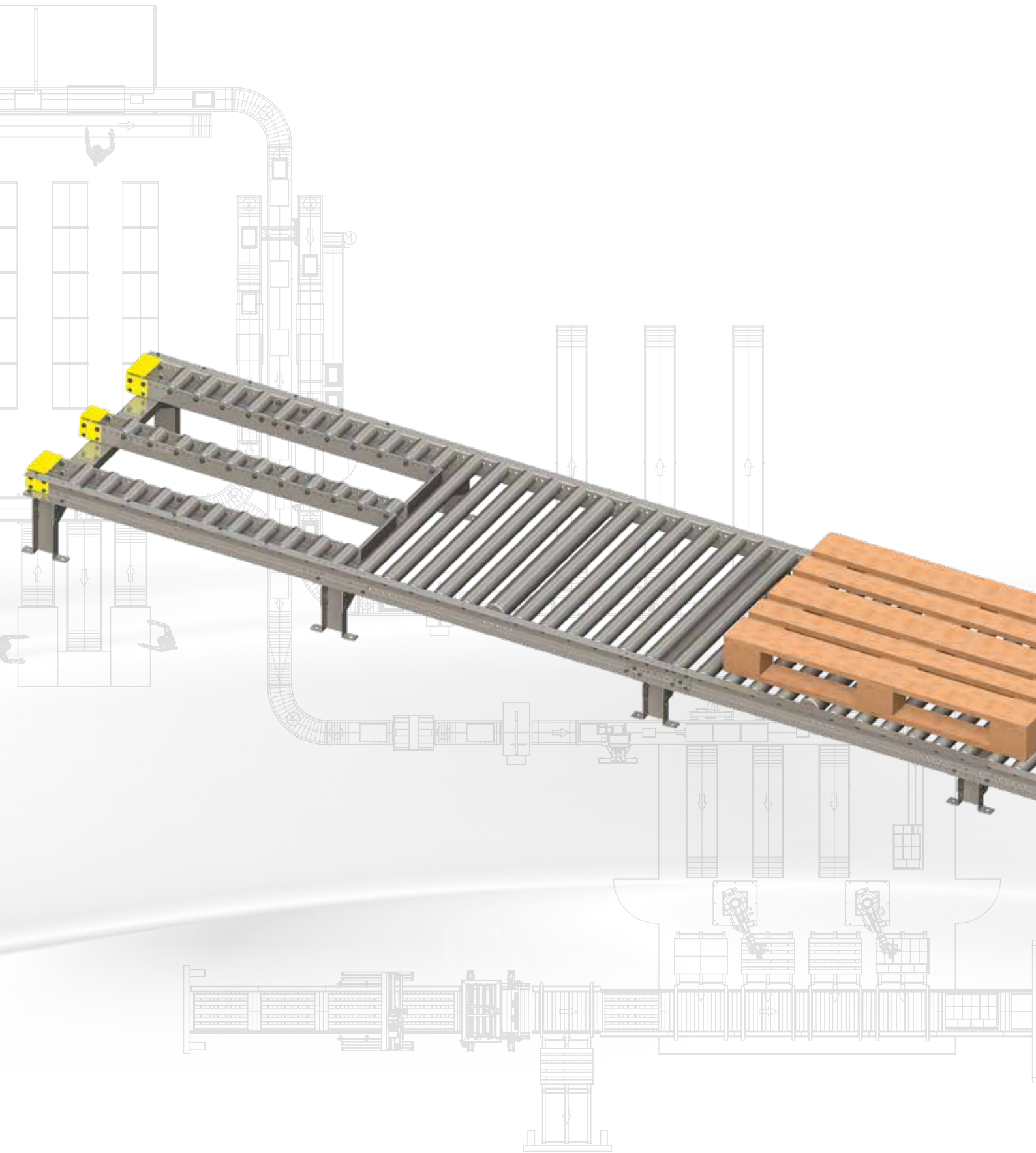
HEAVY-DUTY CONVEYOR TECHNOLOGY

Heavy loads? Easy!



AMI's product range in heavy-duty conveyor technology offers a broad selection of manual and powered components for designing an efficient material flow for heavy goods. These include, for example, manual heavy-duty roller conveyors, powered heavy-duty roller conveyors, powered chain conveyors and even special heavy-duty solutions.

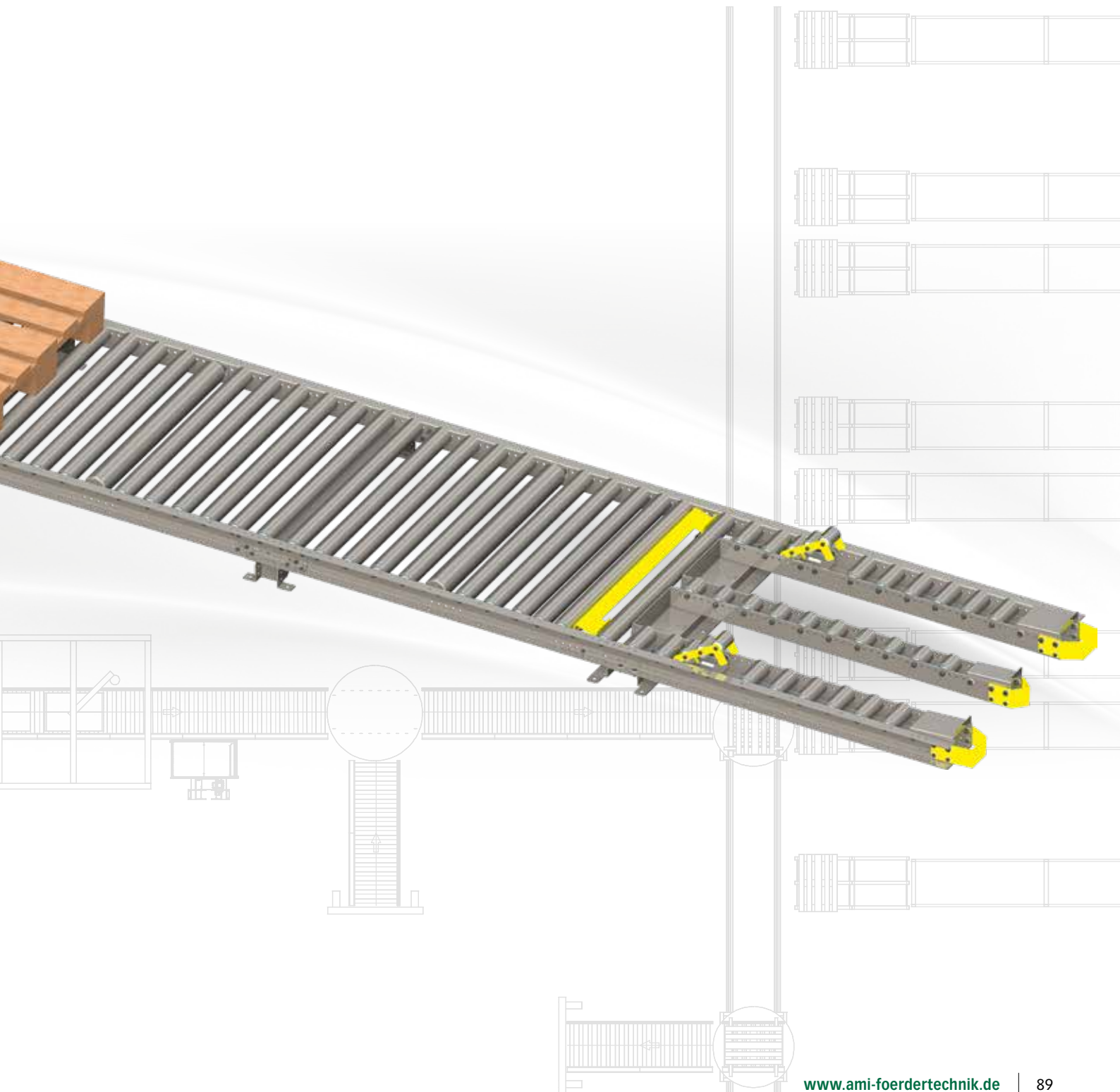




MANUAL HEAVY-DUTY CONVEYOR TECHNOLOGY

Contents

Manual pallet-loading station	PAS 60	Pages 90–91
Manual heavy-duty roller conveyor	SRB 50	Page 92
Manual heavy-duty roller conveyor	SRB 60	Page 93
Manual heavy-duty roller conveyor	SRB 80	Page 94
Manual pallet-picking station	PES 60	Pages 95–97
Accessories for manual heavy-duty roller conveyors		Pages 98–99



MANUAL HEAVY-DUTY CONVEYOR TECHNOLOGY

Manual pallet-loading station PAS 60



PRODUCT DESCRIPTION

The PAS 60 manual pallet-loading station is used to place standard Euro pallets at the start of a conveyor line using hand or electric pallet trucks and forklifts, for example. It is the perfect complement to our manual heavy-duty roller conveyors. Thanks to the extensive range of AMI system accessories, such as centring devices, ram and collision protectors and end stops, the PAS 60 manual pallet-loading station can be adapted to the customer's specific requirements.

TECHNICAL SPECIFICATIONS

Load capacity (max.)	1,200 kg/m	
Ambient temperature	+5 to +40°C	
Installation area	Operation in closed spaces, protected from precipitation	
GENERAL¹⁾		
Nominal width	872 mm	1,272 mm
Roller pitch	78 / 104 / 130 / 156 / 182 mm	
Station length	2,500 mm	
IDLER ROLLER		
Roller type	Idler roller with steel roller bearing	
Roller diameter	60 mm	
Roller material	Galvanised steel ²⁾	
DESIGN		
U-profile frame	40 × 80 × 40 mm, galvanised steel ²⁾ , profile height 80 mm, top edge of roller is 10 mm above U-profile frame	

1) Special sizes on request
2) Other materials on request

MANUAL HEAVY-DUTY CONVEYOR TECHNOLOGY


Manual pallet-loading station PAS 60



Manual pallet-loading station PAS 60-2, 2-track version




Manual pallet loading station PAS 60-3, 3-track version



Manual pallet-loading station PAS 60-0 with full-length rollers

MANUAL HEAVY-DUTY CONVEYOR TECHNOLOGY

Manual heavy-duty roller conveyor SRB 50



PRODUCT DESCRIPTION

The SRB 50 manual heavy-duty roller conveyor is used for gravity-driven transport of heavy goods. Thanks to the extensive range of AMI system accessories, such as side guides and end stops, the SRB 50 manual heavy-duty roller conveyor can be adapted to the customer's specific requirements.

TECHNICAL SPECIFICATIONS

Load capacity (max.)	250 kg/m ¹
Ambient temperature	+5 to +40°C
Installation area	Operation in closed spaces, protected from precipitation
GENERAL	
Nominal width	200–1,300 mm (in 50 mm increments) ²⁾
Roller pitch	78 / 104 / 130 / 156 / 182 mm
Track length (max.)	3,000 mm
IDLER ROLLER	
Roller type	Idler roller with steel roller bearing
Roller diameter	50 mm
Roller material	Galvanised steel ³⁾
DESIGN	
U-profile frame	40 × 80 × 40 mm, galvanised steel ³⁾ , profile height 80 mm, top edge of roller is 5 mm above U-profile frame


1) Area load: guide values for 900 mm nominal width, 1,500 mm span and 78 mm roller pitch

2) Other nominal widths on request

3) Other materials on request

MANUAL HEAVY-DUTY CONVEYOR TECHNOLOGY

Manual heavy-duty roller conveyor SRB 60



PRODUCT DESCRIPTION

The SRB 60 manual heavy-duty roller conveyor is used for gravity-driven transport of heavy goods. Thanks to the extensive range of AMI system accessories, such as side guides and end stops, the SRB 60 manual heavy-duty roller conveyor can be adapted to the customer's specific requirements.

TECHNICAL SPECIFICATIONS

Load capacity (max.)	1,200 kg/m (for pallet transport only) ¹⁾
Ambient temperature	+5 to +40°C
Installation area	Operation in closed spaces, protected from precipitation
GENERAL	
Nominal width	200–1,300 mm (in 50 mm increments) ²⁾
Roller pitch	78 / 104 / 130 / 156 / 182 mm
Track length (max.)	3,000 mm
IDLER ROLLER	
Roller type	Idler roller with steel roller bearing
Roller diameter	60 mm
Roller material	Galvanised steel ³⁾
DESIGN	
U-profile frame	40 × 80 × 40 mm, galvanised steel ³⁾ , profile height 80 mm, top edge of roller is 10 mm above U-profile frame


1) Area load: guide values for 900 mm nominal width, 1,500 mm span and 78 mm roller pitch

2) Other nominal widths on request

3) Other materials on request

MANUAL HEAVY-DUTY CONVEYOR TECHNOLOGY

Manual heavy-duty roller conveyor SRB 80



PRODUCT DESCRIPTION

The SRB 80 manual heavy-duty roller conveyor is used for gravity-driven transport of heavy goods. Thanks to the extensive range of AMI system accessories, such as side guides and end stops, the SRB 80 manual heavy-duty roller conveyor can be adapted to the customer's specific requirements.


TECHNICAL SPECIFICATIONS

Load capacity (max.)	1,200 kg/m (for pallet transport only) ¹⁾
Ambient temperature	+5 to +40°C
Installation area	Operation in closed spaces, protected from precipitation
GENERAL	
Nominal width	200–1,300 mm (in 50 mm increments) ²⁾
Roller pitch	104 / 130 / 156 / 182 mm
Track length (max.)	3,000 mm
IDLER ROLLER	
Roller type	Idler roller with steel roller bearing
Roller diameter	80 mm
Roller material	Galvanised steel ³⁾
DESIGN	
U-profile frame	40 × 80 × 40 mm, galvanised steel ³⁾ , profile height 80 mm, top edge of roller is 20 mm above U-profile frame

1) Area load: guide values for 900 mm nominal width, 1,500 mm span and 104 mm roller pitch

2) Other nominal widths on request

3) Other materials on request



PRODUCT DESCRIPTION

The PES 60 manual pallet-picking station is used to pick up standard Euro pallets at the end of a conveyor line using hand or electric pallet trucks and forklifts, for example. It is the perfect complement to our manual heavy-duty roller conveyors. Thanks to its various versions, the PES 60 manual pallet-picking station can be adapted to the customer's specific requirements.

TECHNICAL SPECIFICATIONS


Load capacity (max.)	1,200 kg/m
Ambient temperature	+5 to +40°C
Installation area	Operation in closed spaces, protected from precipitation
GENERAL	
Nominal width	872 / 1,072 / 1,272 mm ¹⁾
Roller pitch	78 / 104 / 130 / 156 / 182 mm
Track length (max.)	2,500 mm
IDLER ROLLER	
Roller type	Idler roller with steel roller bearing
Roller diameter	60 mm
Roller material	Galvanised steel ²⁾
DESIGN	
U-profile frame	40 × 80 × 40 mm, galvanised steel ²⁾ , profile height 80 mm, top edge of roller is 10 mm above U-profile frame

1) Other nominal widths on request

2) Other materials on request

MANUAL HEAVY-DUTY CONVEYOR TECHNOLOGY

Manual pallet-picking station PES 60 (for pallets and mesh box pallets)



Manual pallet-picking station PES 60-3, 3-track version




Manual pallet-picking station PES 60-3, 3-track version (shortened centre track)




Manual pallet-picking station PES 60-2, 2-track version

MANUAL HEAVY-DUTY CONVEYOR TECHNOLOGY


Manual pallet-picking station PES 60 (for pallets only)



Manual pallet-picking station PES 60-0 with full-length rollers




Manual pallet-picking station PES 60-3, 3-track version




Manual pallet-picking station PES 60-2, 2-track version

MANUAL HEAVY-DUTY CONVEYOR TECHNOLOGY


Accessories



Centring device for pallet-loading station PAS




Reinforced centring device for pallet-loading station PAS



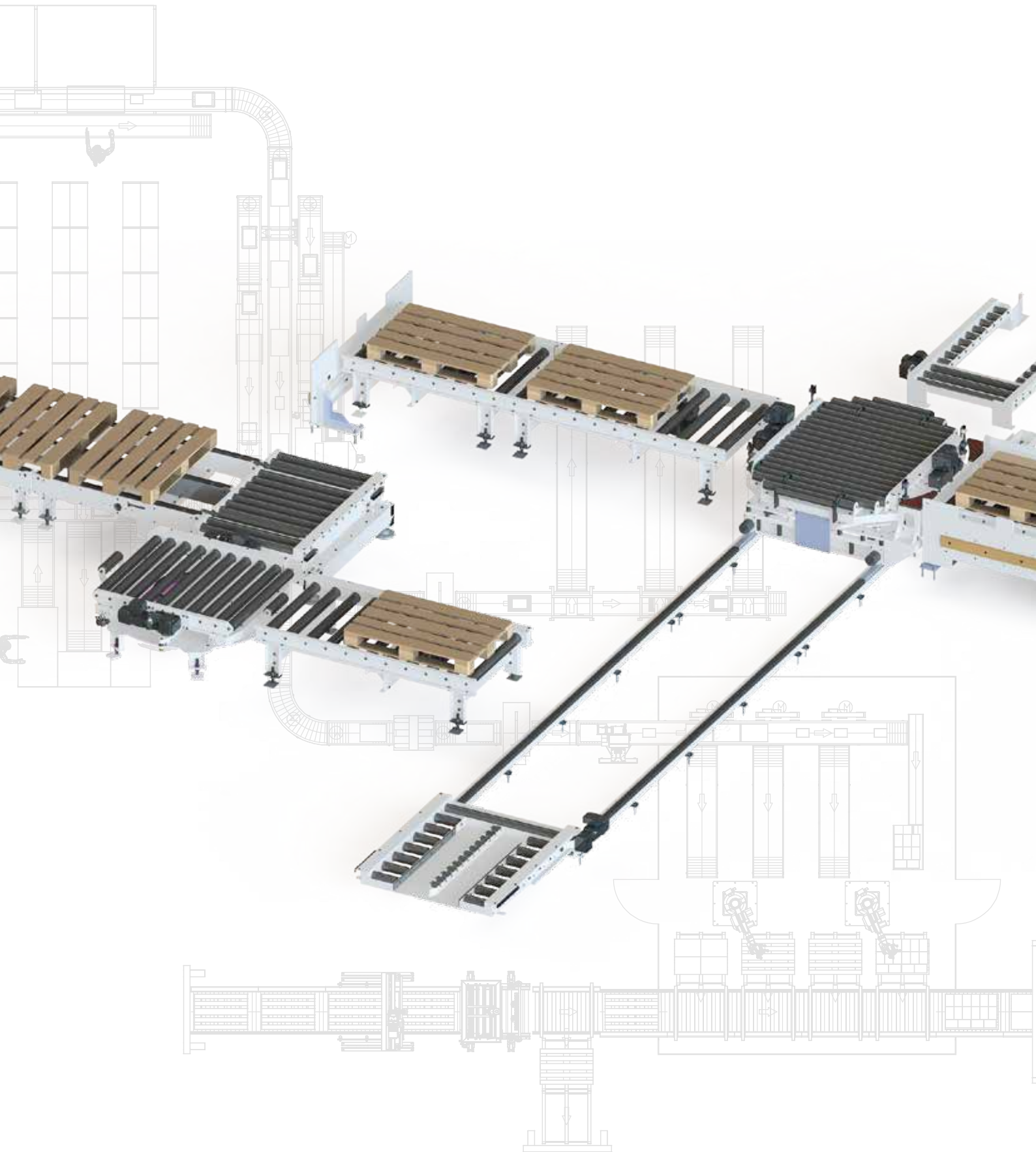
Ram protector



Collision protector

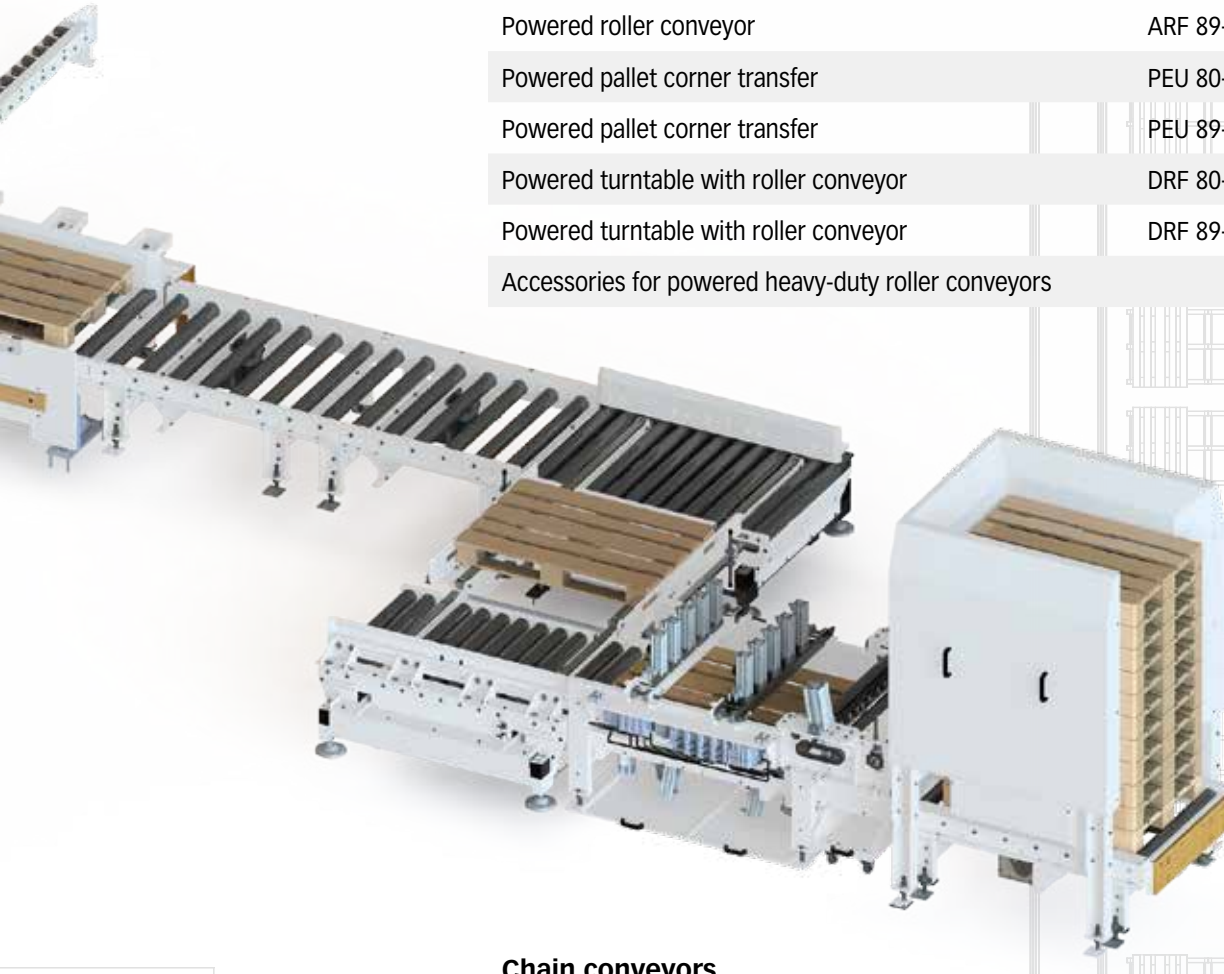


Reinforcement support for SRB heavy-duty roller conveyor



Roller conveyors

Powered pallet-loading and pallet-picking station	PAES 80-150-3	Page 102
Powered pallet-loading and pallet-picking station	PAES 80-150-2	Page 103
Powered roller conveyor	ARF 80-150-A	Page 104
Powered roller conveyor	ARF 89-150-A	Page 105
Powered roller conveyor	ARF 80-150-Ü	Page 106
Powered roller conveyor	ARF 89-150-Ü	Page 107
Powered pallet corner transfer	PEU 80-150	Page 108
Powered pallet corner transfer	PEU 89-150	Page 109
Powered turntable with roller conveyor	DRF 80-150	Page 110
Powered turntable with roller conveyor	DRF 89-150	Page 111
Accessories for powered heavy-duty roller conveyors		Pages 112–115



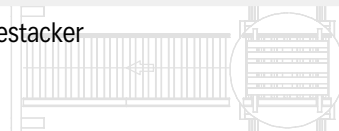
Chain conveyors

Powered 2-track chain conveyor	AKF 2-A	Page 116
Powered 3-track chain conveyor	AKF 3-A	Page 117
Powered 2-track chain conveyor	AKF 2-Ü	Page 118
Powered 3-track chain conveyor	AKF 3-Ü	Page 119
Powered turntable with 3-track chain conveyor	ADKF 3-A	Page 120
Powered heavy-duty transfer trolley	ASVW	Page 121
Accessories for powered chain conveyors		Pages 122–123



Complementary products

Powered pallet-inspection station	APS	Page 124
Automatic pallet stacker/destacker	APA 15	Page 125



POWERED HEAVY-DUTY CONVEYOR TECHNOLOGY

Powered pallet-loading and pallet-picking station PAES 80-150-3



PRODUCT DESCRIPTION

The PAES 80-150-3 powered pallet loading and picking station is equipped with **3 roller tracks** and is used to place or pick standard pallets at the start or end of a conveyor line. Thanks to the extensive range of AMI system accessories, such as collision protectors and centring devices, the station can be adapted to the customer's specific requirements. It is the perfect complement to our ARF 80-150 powered roller conveyor.

TECHNICAL SPECIFICATIONS

Load capacity (max.)	1,000 kg for 127 mm or 190.5 mm roller pitch; 1,500 kg for 95.25 mm roller pitch
Ambient temperature	+5 to +40°C
Installation area	Operation in closed spaces, protected from precipitation

GENERAL¹⁾

Nominal width	900 / 1,100 / 1,250 mm
Roller pitch	95.25 / 127 / 190.5 mm
Station length	1,524 mm

IDLER ROLLER

Roller type	Idler roller with sprocket
Roller diameter	80 mm
Roller material	Galvanised steel ²⁾

PERFORMANCE DATA

Connection	220–240 V or 380–415 V, 50 Hz, protection class IP 54 (inverter as option)
Speed	18 m/min.

DESIGN

C-profile frame	50 × 150 × 4 mm, steel ²⁾ , powder-coated in standard RAL colour
-----------------	---

1) Special sizes on request
2) Other materials on request

POWERED HEAVY-DUTY CONVEYOR TECHNOLOGY

Powered pallet-loading and pallet-picking station PAES 80-150-2



PRODUCT DESCRIPTION

The PAES 80-150-2 powered pallet loading and picking station is equipped with **2 roller tracks** and is used to place or pick standard pallets at the start or end of a conveyor line. Thanks to the extensive range of AMI system accessories, such as collision protectors and centring devices, the station can be adapted to the customer's specific requirements. It is the perfect complement to our ARF 80-150 powered roller conveyor.

TECHNICAL SPECIFICATIONS

Load capacity (max.)	1,000 kg for 127 mm or 190.5 mm roller pitch; 1,500 kg for 95.25 mm roller pitch
Ambient temperature	+5 to +40°C
Installation area	Operation in closed spaces, protected from precipitation
GENERAL¹⁾	
Nominal width	900 / 1,100 / 1,250 mm
Roller pitch	95.25 / 127 / 190.5 mm
Station length	1,524 mm
IDLER ROLLER	
Roller type	Idler roller with sprocket
Roller diameter	80 mm
Roller material	Galvanised steel ²⁾
PERFORMANCE DATA	
Connection	220–240 V or 380–415 V, 50 Hz, protection class IP 54 (inverter as option)
Speed	18 m/min.
DESIGN	
C-profile frame	50 × 150 × 4 mm, steel ²⁾ , powder-coated in standard RAL colour

1) Special sizes on request

2) Other materials on request

POWERED HEAVY-DUTY CONVEYOR TECHNOLOGY

Powered roller conveyor ARF 80-150-A



PRODUCT DESCRIPTION

The ARF 80-150-A powered roller conveyor is equipped with **slip-on gear unit (A)**. This roller conveyor is used for transporting goods on load carriers that must be moved horizontally, such as pallets. The standard version of this roller conveyor does not feature an accumulation area, but it can easily be converted to a zero accumulation-pressure conveyor (with accumulation areas). The extensive range of AMI system accessories, such as side discs, stopper units and collision protectors, allows for adaptation to your individual requirements.

TECHNICAL SPECIFICATIONS

Load capacity (max.)	1,000 kg for 127 mm or 190.5 mm roller pitch; 1,500 kg for 95.25 mm roller pitch
Ambient temperature	+5 to +40°C
Installation area	Operation in closed spaces, protected from precipitation

GENERAL¹⁾

Nominal width	900 / 1,100 / 1,250 mm
Roller pitch	95.25 / 127 / 190.5 mm
Conveyor length	1,524 mm

IDLER ROLLER

Roller type	Idler roller with sprocket
Roller diameter	80 mm
Roller material	Galvanised steel ²⁾

PERFORMANCE DATA

Connection	220–240 V or 380–415 V, 50 Hz, protection class IP 54 (inverter as option)
Speed	18 m/min.

DESIGN

C-profile frame	50 × 150 × 4 mm, steel ²⁾ , powder-coated in standard RAL colour
-----------------	---

1) Special sizes on request
2) Other materials on request

POWERED HEAVY-DUTY CONVEYOR TECHNOLOGY

Powered roller conveyor ARF 89-150-A



PRODUCT DESCRIPTION

The ARF 89-150-A powered roller conveyor is equipped with **slip-on gear unit (A)**. This roller conveyor is used for transporting goods on load carriers that must be moved horizontally, such as pallets. The standard version of this roller conveyor does not feature an accumulation area, but it can easily be converted to a zero accumulation-pressure conveyor (with accumulation areas). The extensive range of AMI system accessories, such as side discs, stopper units and collision protectors, allows for adaptation to your individual requirements.

TECHNICAL SPECIFICATIONS

Load capacity (max.)	2,000 kg for 127 mm or 190.5 mm roller pitch; 2,500 kg for 95.25 mm roller pitch
Ambient temperature	+5 to +40°C
Installation area	Operation in closed spaces, protected from precipitation

GENERAL¹⁾

Nominal width	900 / 1,100 / 1,250 mm
Roller pitch	95.25 / 127 / 190.5 mm
Conveyor length	1,524 mm

IDLER ROLLER

Roller type	Idler roller with sprocket
Roller diameter	89 mm
Roller material	Galvanised steel ²⁾

PERFORMANCE DATA

Connection	220–240 V or 380–415 V, 50 Hz, protection class IP 54 (inverter as option)
Speed	18 m/min.

DESIGN

C-profile frame	50 × 150 × 4 mm, steel ²⁾ , powder-coated in standard RAL colour
-----------------	---

1) Special sizes on request

2) Other materials on request

POWERED HEAVY-DUTY CONVEYOR TECHNOLOGY

Powered roller conveyor ARF 80-150-Ü



PRODUCT DESCRIPTION

The ARF 80-150-Ü powered roller conveyor is equipped with a drive mounted under the conveyor. The idler rollers are **driven (Ü)** roller by roller by means of a chain. This roller conveyor is used for transporting goods on load carriers that must be moved horizontally, such as pallets. The standard version of this roller conveyor does not feature an accumulation area, but it can easily be converted to a zero accumulation-pressure conveyor (with accumulation areas). The extensive range of AMI system accessories, such as side discs, stopper units and collision protectors, allows for adaptation to your individual requirements.

TECHNICAL SPECIFICATIONS

Load capacity (max.)	1,000 kg for 127 mm or 190.5 mm roller pitch; 1,500 kg for 95.25 mm roller pitch
Ambient temperature	+5 to +40°C
Installation area	Operation in closed spaces, protected from precipitation

GENERAL¹⁾

Nominal width	900 / 1,100 / 1,250 mm
Roller pitch	95.25 / 127 / 190.5 mm
Conveyor length	1,524 mm

IDLER ROLLER

Roller type	Idler roller with sprocket
Roller diameter	80 mm
Roller material	Galvanised steel ²⁾

PERFORMANCE DATA

Connection	220–240 V or 380–415 V, 50 Hz, protection class IP 54 (inverter as option)
Speed	18 m/min.

DESIGN

C-profile frame	50 × 150 × 4 mm, steel ²⁾ , powder-coated in standard RAL colour
-----------------	---

1) Special sizes on request
2) Other materials on request

POWERED HEAVY-DUTY CONVEYOR TECHNOLOGY

Powered roller conveyor ARF 89-150-Ü



PRODUCT DESCRIPTION

The ARF 89-150-Ü powered roller conveyor is equipped with a drive mounted under the conveyor. The idler rollers are **driven (Ü)** roller by roller using a chain. This roller conveyor is used for transporting goods on load carriers that must be moved horizontally, such as pallets. The standard version of this roller conveyor does not feature an accumulation area, but it can easily be converted to a zero accumulation-pressure conveyor (with accumulation areas). The extensive range of AMI system accessories, such as side discs, stopper units and collision protectors, allows for adaptation to your individual requirements.

TECHNICAL SPECIFICATIONS

Load capacity (max.)	2,000 kg for 127 mm or 190.5 mm roller pitch; 2,500 kg for 95.25 mm roller pitch
Ambient temperature	+5 to +40°C
Installation area	Operation in closed spaces, protected from precipitation
GENERAL¹⁾	
Nominal width	900 / 1,100 / 1,250 mm
Roller pitch	95.25 / 127 / 190.5 mm
Conveyor length	1,524 mm
IDLER ROLLER	
Roller type	Idler roller with sprocket
Roller diameter	89 mm
Roller material	Galvanised steel ²⁾
PERFORMANCE DATA	
Connection	220–240 V or 380–415 V, 50 Hz, protection class IP 54 (inverter as option)
Speed	18 m/min.
DESIGN	
C-profile frame	50 × 150 × 4 mm, steel ²⁾ , powder-coated in standard RAL colour

1) Special sizes on request

2) Other materials on request

POWERED HEAVY-DUTY CONVEYOR TECHNOLOGY

Powered pallet corner transfer PEU 80-150



PRODUCT DESCRIPTION

The PEU 80-150 powered pallet corner transfer is used to feed goods onto load carriers (e.g. pallets) that must be moved horizontally at an angle of 90° or to eject them from such carriers. This is done by chain-driven lifting cassettes. The standard version of this conveyor does not feature an accumulation area, but it can easily be converted to a zero accumulation-pressure conveyor (with accumulation area). The extensive range of AMI system accessories, such as collision protectors, allows for adaptation to your individual requirements.

TECHNICAL SPECIFICATIONS

Load capacity (max.)	1,000 kg
Ambient temperature	+5 to +40°C
Installation area	Operation in closed spaces, protected from precipitation

GENERAL¹⁾

Nominal width	900 / 1,100 / 1,250 mm
Roller pitch	190.5 mm
Conveyor length	1,524 mm

IDLER ROLLER

Roller type	Idler roller with sprocket
Roller diameter	80 mm
Roller material	Galvanised steel ²⁾

PERFORMANCE DATA

Connection	220–240 V or 380–415 V, 50 Hz, protection class IP 54
Speed	18 m/min.

DESIGN

C-profile frame	50 × 150 × 4 mm, steel ²⁾ , powder-coated in standard RAL colour
-----------------	---

1) Special sizes on request
2) Other materials on request

POWERED HEAVY-DUTY CONVEYOR TECHNOLOGY

Powered pallet corner transfer PEU 89-150



PRODUCT DESCRIPTION

The PEU 89-150 powered pallet corner transfer is used to feed goods onto load carriers (e.g. pallets) that must be moved horizontally at an angle of 90° or to eject them from such carriers. This is done by chain-driven lifting cassettes. The standard version of this conveyor does not feature an accumulation area, but it can easily be converted to a zero accumulation-pressure conveyor (with accumulation area). The extensive range of AMI system accessories, such as collision protectors, allows for adaptation to your individual requirements.

TECHNICAL SPECIFICATIONS

Load capacity (max.)	1,500 kg
Ambient temperature	+5 to +40°C
Installation area	Operation in closed spaces, protected from precipitation
GENERAL¹⁾	
Nominal width	900 / 1,100 / 1,250 mm
Roller pitch	190.5 mm
Conveyor length	1,524 mm
IDLER ROLLER	
Roller type	Idler roller with sprocket
Roller diameter	89 mm
Roller material	Galvanised steel ²⁾
PERFORMANCE DATA	
Connection	220–240 V or 380–415 V, 50 Hz, protection class IP 54
Speed	18 m/min.
DESIGN	
C-profile frame	50 × 150 × 4 mm, steel ²⁾ , powder-coated in standard RAL colour

1) Special sizes on request

2) Other materials on request

POWERED HEAVY-DUTY CONVEYOR TECHNOLOGY

Powered turntable with roller conveyor DRF 80-150



PRODUCT DESCRIPTION

The DRF 80-150 powered turntable with roller conveyor is used to turn or change the direction of goods on load carriers that must be moved horizontally, such as pallets. Depending on the system, rotation angles from 0 to 270° are possible. The standard version of this conveyor does not feature an accumulation area, but it can easily be converted to a zero accumulation-pressure conveyor (with accumulation area). The extensive range of AMI system accessories, such as side discs, allows for adaptation to your individual requirements.

TECHNICAL SPECIFICATIONS

Load capacity (max.)	1,000 kg for 127 mm or 190.5 mm roller pitch; 1,500 kg for 95.25 mm roller pitch
Ambient temperature	+5 to +40°C
Installation area	Operation in closed spaces, protected from precipitation

GENERAL¹⁾

Nominal width	900 / 1,100 / 1,250 mm
Roller pitch	95.25 / 127 / 190.5 mm
Conveyor length	1,524 mm

IDLER ROLLER

Roller type	Idler roller with sprocket
Roller diameter	80 mm
Roller material	Galvanised steel ²⁾

PERFORMANCE DATA

Connection	220–240 V or 380–415 V, 50 Hz, protection class IP 54
Speed	18 m/min.

DESIGN

C-profile frame	50 × 150 × 4 mm, steel ²⁾ , powder-coated in standard RAL colour
-----------------	---

1) Special sizes on request
2) Other materials on request

POWERED HEAVY-DUTY CONVEYOR TECHNOLOGY

Powered turntable with roller conveyor DRF 89-150



PRODUCT DESCRIPTION

The DRF 89-150 powered turntable with roller conveyor is used to turn or change the direction of goods on load carriers, such as pallets, that must be moved horizontally. Depending on the system, rotation angles from 0 to 270° are possible. The standard version of this conveyor does not feature an accumulation area, but it can easily be converted to a zero accumulation-pressure conveyor (with accumulation area). The extensive range of AMI system accessories, such as side discs, allows for adaptation to your individual requirements.

TECHNICAL SPECIFICATIONS

Load capacity (max.)	2,000 kg for 127 mm or 190.5 mm roller pitch; 2,500 kg for 95.25 mm roller pitch
Ambient temperature	+5 to +40°C
Installation area	Operation in closed spaces, protected from precipitation

GENERAL¹⁾

Nominal width	900 / 1,100 / 1,250 mm
Roller pitch	95.25 / 127 / 190.5 mm
Conveyor length	1,524 mm

IDLER ROLLER

Roller type	Idler roller with sprocket
Roller diameter	89 mm
Roller material	Galvanised steel ²⁾

PERFORMANCE DATA

Connection	220–240 V or 380–415 V, 50 Hz, protection class IP 54
Speed	18 m/min.


DESIGN

C-profile frame	50 × 150 × 4 mm, steel ²⁾ , powder-coated in standard RAL colour
-----------------	---


1) Special sizes on request
2) Other materials on request

POWERED HEAVY-DUTY CONVEYOR TECHNOLOGY


Accessories for powered heavy-duty roller conveyors



Centring device for powered roller conveyors ARF 80-150 / ARF 89-150




Pallet guidance via side discs (centred or side-aligned)



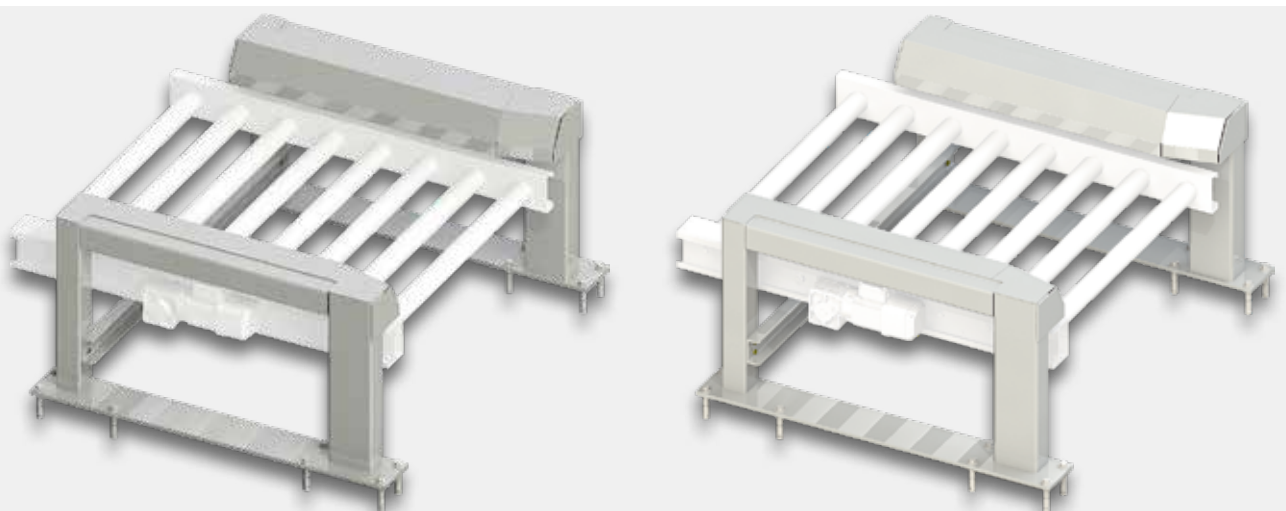
Stopper unit for ARF 80-150 / ARF 89-150

POWERED HEAVY-DUTY CONVEYOR TECHNOLOGY


Accessories for powered heavy-duty roller conveyors



Collision protector for ARF 80-150 / ARF 89-150




Infeed for pallet-loading stations ARF 80-150 / ARF 89-150



Heavy-duty supports for powered roller conveyors ARF 80-150 / ARF 89-150


POWERED HEAVY-DUTY CONVEYOR TECHNOLOGY

Accessories for powered heavy-duty roller conveyors



**Tread plates for roller gaps
on powered roller conveyors
ARF 80-150 / ARF 89-150**

**Walkable complete enclosure for turntable
DRF 80-150 / DRF 89-150**




Walkable combination of tread plates and complete enclosure

POWERED HEAVY-DUTY CONVEYOR TECHNOLOGY

Accessories for powered heavy-duty roller conveyors




Pallet-tipping device



Pallet-inspection station

POWERED HEAVY-DUTY CONVEYOR TECHNOLOGY

Powered chain conveyor AKF 2-A



PRODUCT DESCRIPTION

The AKF 2-A powered chain conveyor is equipped with **2 chain strands (2)** and a **slip-on gear unit (A)**. It is used for transporting goods on load carriers that must be moved horizontally, such as pallets. This is achieved using duplex roller chains. The standard version of this chain conveyor does not feature an accumulation area, but it can easily be converted to a zero accumulation-pressure conveyor (with accumulation area). The extensive range of AMI system accessories, such as side guides and collision protectors, allows for adaptation to your individual requirements.

TECHNICAL SPECIFICATIONS

Load capacity (max.)	1,500 kg
Ambient temperature	+5 to +40°C
Installation area	Operation in closed spaces, protected from precipitation
GENERAL ¹⁾	
Chain pitch	700 / 950 / 1,150 mm
Conveyor length	1,524 mm
CHAIN STRANDS	
Quantity	2
Chain type	Duplex roller chain
PERFORMANCE DATA	
Connection	220–240 V or 380–415 V, 50 Hz, protection class IP 54 (inverter as option)
Speed	18 m/min.
DESIGN	
C-profile frame	65 × 200 × 5 mm, steel ²⁾ , powder-coated in standard RAL colour

1) Special sizes on request
2) Other materials on request

POWERED HEAVY-DUTY CONVEYOR TECHNOLOGY

Powered chain conveyor AKF 3-A



PRODUCT DESCRIPTION

The AKF 3-A powered chain conveyor is equipped with **3 chain strands (3)** and a **slip-on gear unit (A)**. It is used for transporting goods on load carriers that must be moved horizontally, such as pallets. This is achieved using duplex roller chains. The standard version of this chain conveyor does not feature an accumulation area, but it can easily be converted to a zero accumulation-pressure conveyor (with accumulation area). The extensive range of AMI system accessories, such as side guides and collision protectors, allows for adaptation to your individual requirements.

TECHNICAL SPECIFICATIONS

Load capacity (max.)	2,500 kg
Ambient temperature	+5 to +40°C
Installation area	Operation in closed spaces, protected from precipitation
GENERAL¹⁾	
Chain pitch	750 / 950 / 1,150 mm
Conveyor length	1,524 mm
CHAIN STRANDS	
Quantity	3
Chain type	Duplex roller chain
PERFORMANCE DATA	
Connection	220–240 V or 380–415 V, 50 Hz, protection class IP 54 (inverter as option)
Speed	18 m/min.
DESIGN	
C-profile frame	65 × 200 × 5 mm, steel ²⁾ , powder-coated in standard RAL colour

1) Special sizes on request

2) Other materials on request

POWERED HEAVY-DUTY CONVEYOR TECHNOLOGY

Powered chain conveyor AKF 2-Ü



PRODUCT DESCRIPTION

The AKF 2-Ü powered chain conveyor is equipped with **2 chain strands (2)** that are **driven (Ü)** by a drive mounted under the conveyor. It is used for transporting goods on load carriers that must be moved horizontally, such as pallets. This is achieved using duplex roller chains. The standard version of this chain conveyor does not feature an accumulation area, but it can easily be converted to a zero accumulation-pressure conveyor (with accumulation areas). The extensive range of AMI system accessories, such as side guides and collision protectors, allows for adaptation to your individual requirements.

TECHNICAL SPECIFICATIONS

Load capacity (max.)	1,500 kg
Ambient temperature	+5 to +40°C
Installation area	Operation in closed spaces, protected from precipitation
GENERAL ¹⁾	
Chain pitch	700 / 950 / 1,150 mm
Conveyor length	1,524 mm
CHAIN STRANDS	
Quantity	2
Chain type	Duplex roller chain
PERFORMANCE DATA	
Connection	220–240 V or 380–415 V, 50 Hz, protection class IP 54 (inverter as option)
Speed	12 m/min.
DESIGN	
C-profile frame	65 × 200 × 5 mm, steel ²⁾ , powder-coated in standard RAL colour

1) Special sizes on request
2) Other materials on request

POWERED HEAVY-DUTY CONVEYOR TECHNOLOGY

Powered chain conveyor AKF 3-Ü



PRODUCT DESCRIPTION

The AKF 3-Ü powered chain conveyor is equipped with **3 chain strands (3)** that are **driven (Ü)** by a drive mounted under the conveyor. It is used for transporting goods on load carriers that must be moved horizontally, such as pallets. This is achieved using duplex roller chains. The standard version of this chain conveyor does not feature an accumulation area, but it can easily be converted to a zero accumulation-pressure conveyor (with accumulation area). The extensive range of AMI system accessories, such as side guides and collision protectors, allows for adaptation to your individual requirements.

TECHNICAL SPECIFICATIONS

Load capacity (max.)	2,500 kg
Ambient temperature	+5 to +40°C
Installation area	Operation in closed spaces, protected from precipitation
GENERAL¹⁾	
Chain pitch	750 / 950 / 1,150 mm
Conveyor length	1,524 mm
CHAIN STRANDS	
Quantity	3
Chain type	Duplex roller chain
PERFORMANCE DATA	
Connection	220–240 V or 380–415 V, 50 Hz, protection class IP 54 (inverter as option)
Speed	12 m/min.
DESIGN	
C-profile frame	65 × 200 × 5 mm, steel ²⁾ , powder-coated in standard RAL colour

1) Special sizes on request

2) Other materials on request

POWERED HEAVY-DUTY CONVEYOR TECHNOLOGY

Powered turntable with chain conveyor ADKF 3-A



PRODUCT DESCRIPTION

The ADKF 3-A powered turntable with chain conveyor is used to turn or change the direction of goods on load carriers that must be moved horizontally, such as pallets. Depending on the system, rotation angles from 0 to 270° are possible. The standard version of this conveyor does not feature an accumulation area, but it can easily be converted to a zero accumulation-pressure conveyor (with accumulation area). The extensive range of AMI system accessories, such as collision protectors, allows for adaptation to your individual requirements.

TECHNICAL SPECIFICATIONS

Load capacity (max.)	2,500 kg
Ambient temperature	+5 to +40°C
Installation area	Operation in closed spaces, protected from precipitation
GENERAL¹⁾	
Chain pitch	750 / 950 / 1,150 mm
Conveyor length	1,524 mm
CHAIN STRANDS	
Quantity	3
Chain type	Duplex roller chain
PERFORMANCE DATA	
Connection	220–240 V or 380–415 V, 50 Hz, protection class IP 54 (inverter as option)
Speed	12 m/min.
DESIGN	
C-profile frame	65 × 200 × 5 mm, steel ²⁾ , powder-coated in standard RAL colour

1) Special sizes on request
2) Other materials on request

POWERED HEAVY-DUTY CONVEYOR TECHNOLOGY

Powered heavy-duty transfer trolley ASVW



PRODUCT DESCRIPTION

The ASVW powered heavy-duty transfer trolley is used for transporting goods on load carriers that must be moved horizontally, such as pallets. This transfer trolley can be moved to different positions and can efficiently close gaps in conveyor lines. Combining it with our powered components, such as roller and chain conveyors as well as pallet corner transfers and turntables, opens up many additional options for further transport of various types of goods.

TECHNICAL SPECIFICATIONS

Load capacity (max.)	Load capacity 2,500 kg (depending on the integrated conveyor)
Ambient temperature	+5 to +40°C
Installation area	Operation in closed spaces, protected from precipitation
GENERAL¹⁾	
Nominal width / chain pitch	Depending on the integrated conveyor
Roller pitch	Depending on the integrated conveyor
Conveyor length	1,524 mm
PERFORMANCE DATA	
Connection	220–240 V or 380–415 V, 50 Hz, protection class IP 54 (inverter as option, depending on the integrated conveyor)
Speed (max.)	18 m/min. (conveying speed) / 48 m/min. (moving speed)
DESIGN	
Frame	Sturdy steel frame ²⁾ , powder-coated in standard RAL colour


1) Special sizes on request
2) Other materials on request

POWERED HEAVY-DUTY CONVEYOR TECHNOLOGY


Accessories for powered chain conveyors



Side guide for powered chain conveyors AKF-2 and AKF-3



Heavy-duty supports for powered chain conveyors AKF-2 and AKF-3



Collision protector for powered chain conveyors AKF-2 and AKF-3

POWERED HEAVY-DUTY CONVEYOR TECHNOLOGY


Accessories for powered chain conveyors



Tread plates for powered chain conveyors AKF-2 and AKF-3




Complete enclosure for turntable with AKF-2 / AKF-3 chain conveyor (without tread plates)



Specialised solution: walkable chain conveyor for various pallet types

POWERED HEAVY-DUTY CONVEYOR TECHNOLOGY

Powered pallet-inspection station APS



PRODUCT DESCRIPTION

The compact APS powered pallet-inspection station is used to inspect unloaded pallets, such as Euro pallets, for quality and dimensional accuracy. The individual pallets are transported via an integrated chain conveyor with 3 chain strands.

TECHNICAL SPECIFICATIONS

Load capacity (max.)	50 kg
Ambient temperature	+5 to +40°C
Installation area	Operation in closed spaces, protected from precipitation

GENERAL¹⁾

Chain pitch	700 mm
Conveyor length	1,524 mm

CHAIN STRANDS

Quantity	3
Chain type	Duplex roller chain

PERFORMANCE DATA

Connection	220–240 V or 380–415 V, 50 Hz, protection class IP 54
Speed	12 m/min.

DESIGN

Frame	Sturdy steel frame ²⁾ , powder-coated in standard RAL colour
-------	---

1) Special sizes on request
2) Other materials on request

POWERED HEAVY-DUTY CONVEYOR TECHNOLOGY

Automatic pallet stacker/destacker APA 15



PRODUCT DESCRIPTION

The compact APA 15 automatic pallet stacker/destacker is used for stacking and destacking pallets. The pallets can be fed automatically and individually via a conveyor line, or individual pallets can be combined to form a stack. Individual pallets are transported via an integrated roller or chain conveyor.

TECHNICAL SPECIFICATIONS

Load capacity (max.)	750 kg
Ambient temperature	+5 to +40°C
Installation area	Operation in closed spaces, protected from precipitation

GENERAL¹⁾

Pallet width	800 / 1,000 / 1,200 mm
Cycle time per pallet	15 seconds
Stacking height (max.)	15 pallets

PERFORMANCE DATA

Supply	Compressed air 6–8 bar / 24 VDC (optionally also completely electrically powered)
--------	---

DESIGN

Frame	Sturdy steel frame ²⁾ , powder-coated in standard RAL colour
-------	---

1) Special sizes on request
2) Other materials on request



AUTOMATION TECHNOLOGY

INNOVATIVE, WITH EVERYTHING FROM A SINGLE SOURCE


Digitalisation is advancing rapidly. At the same time, the complexity of processes and systems in production and intralogistics is increasing. To be able to exploit the potential offered here, the networking of all partially and fully automated systems involved in the internal value chain is an important prerequisite. Data exchange between conveyor and warehouse technology components and robot-assisted systems, such as those used in order picking, palletising and production, is a basic part of this.


We work with you to develop the perfect consistent automation solution for your specific project requirements. With matching components and subsystems – all from a single source – you benefit from optimised efficiency and performance for your intralogistics and material flow systems. In addition, redundant interfaces are avoided and maximum flexibility is achieved.



AUTOMATION TECHNOLOGY

Perfection in automation





AUTOMATION TECHNOLOGY

Perfection in automation



AUTOMATION TECHNOLOGY

Dynamic goods storage DWS



PRODUCT DESCRIPTION

The DWS dynamic goods storage system is used for temporary storage of conveyed goods, such as polybags, small packages and parcels up to a maximum of 160 kilograms. Depending on the goods being conveyed, the weight of an individual item must not exceed 32 kg. The DWS can be operated without an additional operator, and the automatic height adjustment ensures optimum filling and distribution levels as well as an ergonomic working height for the item's subsequent removal. It is movable and can be folded up to save space, so it can be stored separately from the system.

TECHNICAL SPECIFICATIONS

Capacity (max.)	160 kg
Ambient temperature	+5 to +40°C
Installation area	Operation in closed spaces, protected from precipitation (installed permanently at the fixing points of the support frame provided by the customer)

GENERAL

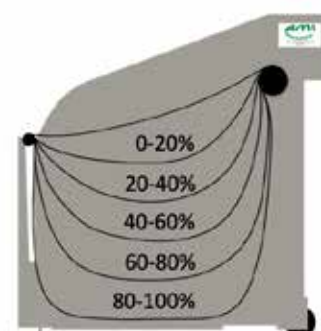
Installation dimensions	Approx. 2,350 × 1,300 × 1,550 mm
Weight	Approx. 460 kg

PERFORMANCE DATA

Rewinding unit	PES receiving mat, driven by 400 V geared motor
Connection	220–240 V or 380–415 V, 3-phase, 50 Hz, protection class IP 54 (not explosion-proof)

STORAGE CAPACITY DEPENDING ON FILL LEVEL

Up to 20%	≈ 60 kg
Up to 40%	≈ 85 kg
Up to 60%	≈ 110 kg
Up to 80%	≈ 135 kg
Up to 100%	≈ 160 kg





CUSTOM-MADE VERSIONS



SMART-FLEXDEPOT – the highest storage capacity in the smallest space, to ensure that companies in a wide range of industries have products and parts available in-house at all times and can provide them quickly. The innovative technology featuring a double-rotating vacuum gripper system makes it possible to store a wide variety of shapes and packaging (square, cylindrical, bags, etc.) with optimised utilisation volume and to easily pick them again later. Thanks to its modular design, this flexibly expandable storage system can be quickly and easily integrated into both existing and new buildings. Modern software and a matching app ensure simple operation and an overview of functions at all times.

MAXIMUM SYSTEM ADVANTAGES



More information

- ➔ Space miracle
- ➔ Perfect fit
- ➔ Easy to use
- ➔ Modular expansion options
- ➔ Maximum utilisation
- ➔ 24/7 service
- ➔ Automatic software updates
- ➔ Bespoke design
- ➔ Top-quality materials
- ➔ Low total weight

SMART-FLEXDEPOT

made by **AMI**

FLEXIBLE STORAGE,
MAXIMUM PERFORMANCE



INTELLIGENT, FLEXIBLE STORAGE
AND ORDER PICKING
WITH THE HIGHEST **USABLE VOLUME**
AND MAXIMUM **STORAGE DENSITY**.

3D ANIMATION



Pharmacies
Pharmaceuticals &
cosmetics
Hospitals
Industry
Wholesale
Central store
Retail

**CAN BE USED
ACROSS ALL
SECTORS**



MAXIMUM SYSTEM AVAILABILITY

THERE FOR YOU AROUND THE CLOCK!

THERE FOR YOU *WORLDWIDE!*

**BENEFIT FROM OUR EXPERIENCE AND
OUR INDIVIDUALLY COMBINABLE
SERVICES:**

- 24/7 availability and on-site service
- Spare parts with maximum availability
- Inspection, maintenance and repairs
- Training and apprenticeship

OUR SERVICES

AVAILABLE 24/7 and ON-SITE SERVICE

We are there for you – 365 days a year! Issues are detected and solved quickly by our service team via remote access to your system. If a fault cannot be resolved – despite telephone advice and remote access – our service technicians will be with you quickly and around the clock.



MAXIMUM AVAILABILITY OF SPARE PARTS

As we almost exclusively produce the components for our systems ourselves, short delivery times are standard for us. In this way, we ensure the availability of crucial spare parts both in the event of repairs or maintenance and for retrofit measures. Together with you, we develop the perfect strategy for your intralogistics system and the right concept for sustainable spare parts management.



INSPECTION, MAINTENANCE and REPAIRS

Regular inspection and maintenance of your system avoids unwanted downtime, provides more flexibility (such as for when planning expansions) and above all reduces maintenance costs. Together with you, we develop the suitable inspection and maintenance concepts for your system. Depending on the demands on your system, wear and tear on the components will be correspondingly high. We replace the critical parts and restore the system to full function. If replacement does not make sense anymore, we also support you in modernising your system.



TRAINING AND APPRENTICESHIP

Well-trained employees are indispensable for efficient and trouble-free operation, especially in highly complex automated intralogistics systems, which ultimately also has an impact on the competitiveness of your company. Together with you, we develop your perfect training programme. Well-equipped training rooms in Luckenbach support the work of our trainers, as do modern communication equipment and practical exercises in our technical centre.



GIVE US A CALL! +49 2662 9565-0
YOUR AMI SERVICE TEAM



THIS IS WHERE WE MANUFACTURE FOR YOU

OUR LUCKENBACH SITE

AMI Förder- und Lagertechnik GmbH was founded in Alpenrod in 1987 and has been headquartered in Luckenbach in the Westerwald since 2012. Currently, we employ more than 200 people and have significantly expanded our capacities in recent years, particularly in the areas of development and production. We make our products for automated intralogistics systems and equipment in new production halls furnished with state-of-the-art machinery, with vertical range of manufacture of over 87%. Our portfolio also includes robot-assisted units for manufacturing and assembly, as well as fully automated production lines for a wide range of industrial applications.



AMI
ALWAYS THE RIGHT CHOICE

**NOTE:**

Please call us if you have any questions! Our specialist staff are on hand with help and advice. You can also arrange a consultation appointment directly with our sales representatives at your premises. We work with you to develop new material flow concepts directly on site.

**AMI Förder- und Lagertechnik GmbH**

Leystrasse 27
57629 Luckenbach (Germany)
Phone: +49 2662 9565-0
info@ami-foerdertechnik.de
www.ami-foerdertechnik.de
www.ami-foerdersysteme.de